

Port of Houston Authority Investment Report



For the Quarter Ended
December 31, 2015

Table of Contents

• Certification	3
• Executive Summary	4
• Investments	
– Detail of Investment Holdings	7
– Investment Transactions	9
– Changes in Book and Market Values	11
– Investment Income	13
• Compliance	15
• Glossary	17

Distribution


Commissioners (7)

R. Guenther

T. Heidt

Certification

The undersigned have prepared this report for the Port of Houston Authority (the "Authority") and certify that investment transactions entered into during the quarter ended December 31, 2015 were made in compliance with our Investment Policy and Chapter 2256 of the Texas Government Code (the "Public Funds Investment Act" or "PFIA"), which states: "Not less than quarterly, the investment officer shall prepare and submit to the governing body of the entity a written report of the investment transactions for all funds covered by this chapter for the preceding reporting period." The report includes the disclosures required by the Policy and the PFIA. To the extent possible, market prices have been obtained from independent pricing sources.



Ramon Yi, Senior Director, Treasury



R. Timothy Finley, Chief Financial Officer

February 12, 2016

Executive Summary

- The Authority continues to follow a conservative investment strategy, with the following objectives, in order of priority
 - Preservation and safety of principal
 - Liquidity
 - Yield
- Total Cash and Investments* at December 31, 2015
 - General and Operating Funds \$ 426.1 Million
 - Promotion and Development Fund \$ 2.6
 - Debt Service Fund \$ 6.4
 - Construction and Bond Funds \$ 0.0

Total \$ 435.1 Million

** Investments at market value. Includes cash in regular bank accounts, some of which may not be considered part of the investment portfolio. Of the total amount, \$189.8 million represents unencumbered funds.*

Executive Summary (cont.)

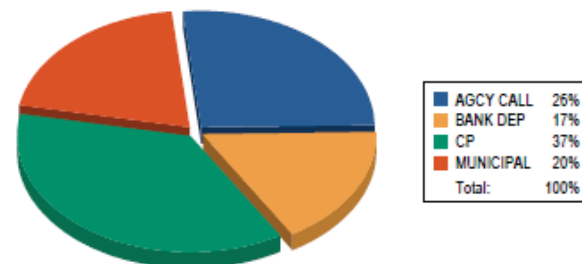
Account Summary

Allocation by Security Type

Beginning Values as of 09/30/15

Ending Values as of 12/31/15

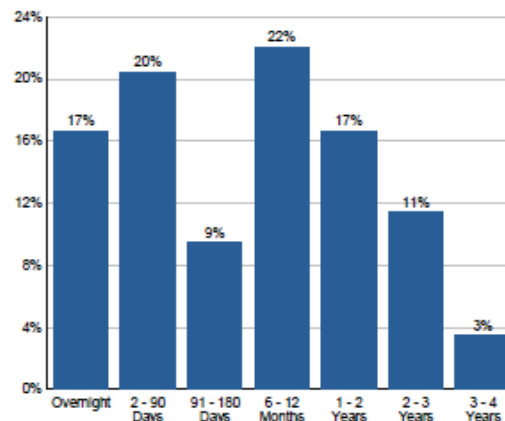
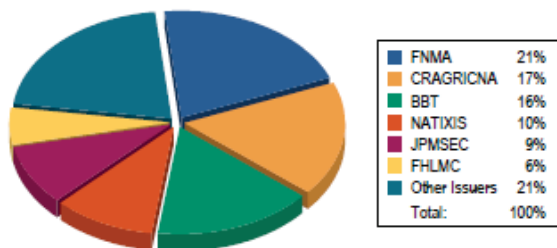
Par Value	458,631,853.95	435,071,346.17
Market Value	458,850,125.05	434,538,975.24
Book Value	458,684,529.02	435,261,387.99
Unrealized Gain /(Loss)	165,596.03	(722,412.75)
Market Value %	100.04%	99.83%
Weighted Avg. YTW	0.685%	0.743%
Weighted Avg. YTM	0.685%	0.743%



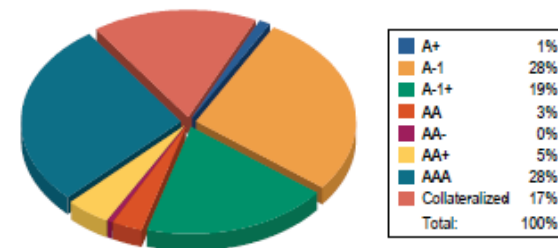
Allocation by Issuer

Maturity Distribution %

Credit Quality

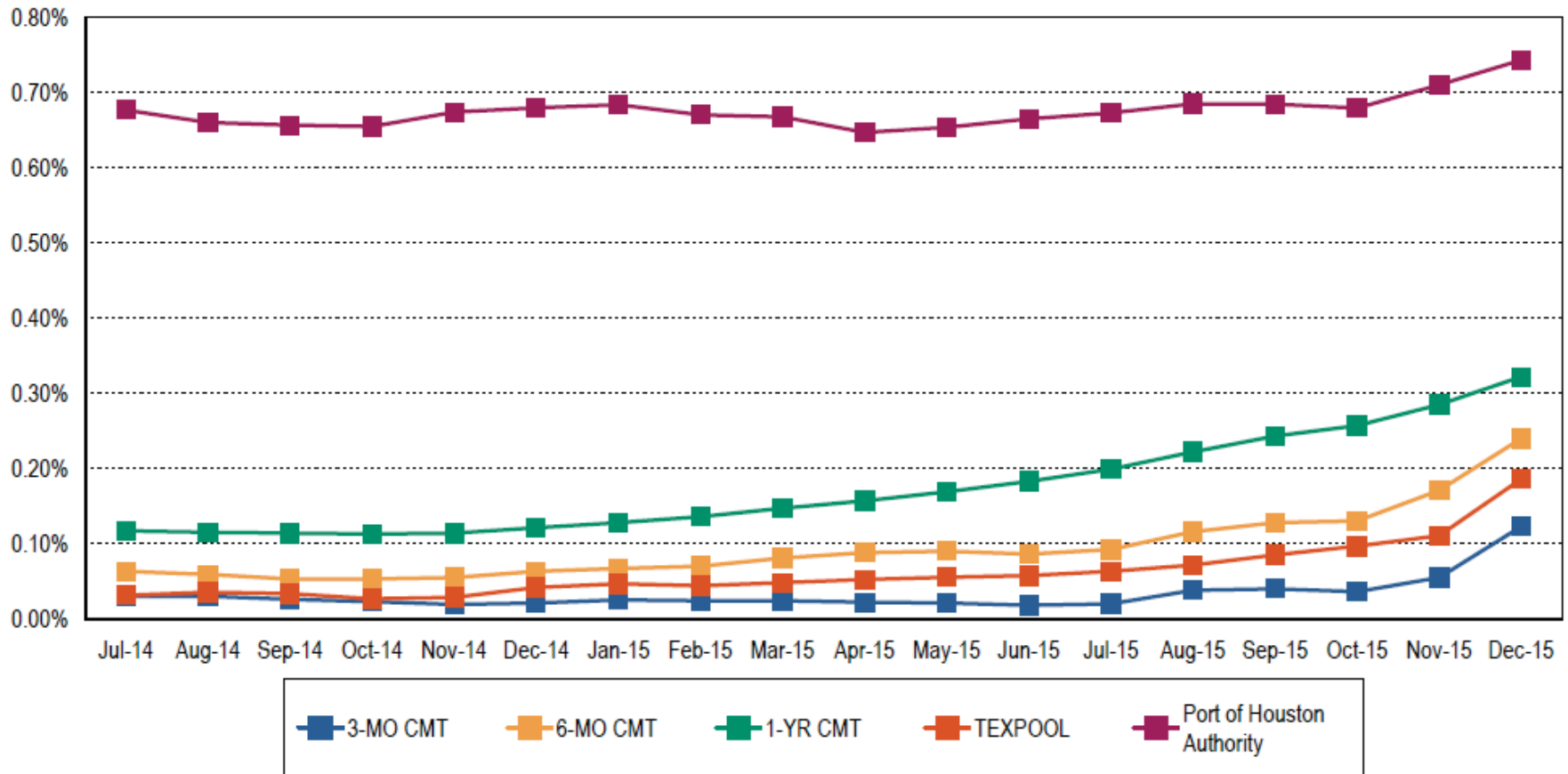


Weighted Average Days to Maturity: 306



Executive Summary (cont.)

Yield on Investments



Note 1: CMT stands for Constant Maturity Treasury. This data is published in Federal Reserve Statistical Release H.15 and represents an average of all actively traded Treasury securities having that time remaining until maturity. This is a standard industry benchmark for Treasury securities. The CMT benchmarks are moving averages. The 3-month CMT is the daily average for the previous 3 months, the 6-month CMT is the daily average for the previous 6 months, and the 1-year and 2-year CMT's are the daily averages for the previous 12-months.

Note 2: Benchmark data for TexPool is the monthly average yield.

Detail of Investment Holdings

As of December 31, 2015

CUSIP	Settle Date	Sec. Type	Sec. Description	CPN	Mty Date	Next Call	Call Type	Par Value	Purch Price	Orig Cost	Book Value	Mkt Price	Market Value	Days to Mty	Days to Call	YTM	YTW
Debt Service Fund																	
BBT-PTHOU		BANK DEP	BB&T					6,414,202.57	100.000	6,414,202.57	6,414,202.57	100.000	6,414,202.57	1		0.380	0.380
Total for Debt Service Fund								6,414,202.57	100.000	6,414,202.57	6,414,202.57	100.000	6,414,202.57	1		0.380	0.380
General Fund																	
BBT-PTHOU		BANK DEP	BB&T					60,312,374.47	100.000	60,312,374.47	60,312,374.47	100.000	60,312,374.47	1		0.380	0.380
JPM-PHA		BANK DEP	JPM Chase Bk					2,893,412.53	100.000	2,893,412.53	2,893,412.53	100.000	2,893,412.53	1		0.000	0.000
22533TBC9	05/20/15	CP - DISC	Credit Agricole		02/12/16			25,000,000.00	99.576	24,893,916.67	24,983,375.00	99.947	24,986,850.00	43		0.572	0.572
64990EJD0	03/31/14	MUNICIPAL	NY ST Dorm Auth Tax Rev	1.003	02/15/16			1,500,000.00	100.000	1,500,000.00	1,500,000.00	100.091	1,501,365.00	46		1.003	1.003
645918T37	02/05/15	MUNICIPAL	NJ State Econ Dev Auth	1.059	03/01/16			2,200,000.00	100.222	2,204,884.00	2,200,760.56	99.991	2,199,802.00	61		0.851	0.851
63873JC40	06/12/15	CP - DISC	Natixis Finance		03/04/16			20,000,000.00	99.560	19,912,072.22	19,979,175.00	99.920	19,984,080.00	64		0.598	0.598
46640PC76	06/12/15	CP - DISC	J.P.Morgan Sec		03/07/16			15,000,000.00	99.555	14,933,310.42	14,983,637.55	99.921	14,988,225.00	67		0.598	0.598
46640PCP6	07/02/15	CP - DISC	J.P.Morgan Sec		03/23/16			25,000,000.00	99.562	24,890,503.47	24,966,118.00	99.866	24,966,575.00	83		0.598	0.598
791697DB8	02/12/13	MUNICIPAL	St. Louis MO Spl Admin Sch Dist	4.000	04/01/16			1,250,000.00	109.238	1,365,475.00	1,259,328.46	100.809	1,260,112.50	92		1.000	1.000
22533TE93	08/14/15	CP - DISC	Credit Agricole		05/09/16			20,000,000.00	99.488	19,897,630.56	19,950,908.40	99.765	19,952,920.00	130		0.689	0.689
22533TFH4	09/23/15	CP - DISC	Credit Agricole		06/17/16			20,000,000.00	99.498	19,899,500.00	19,937,000.00	99.636	19,927,240.00	169		0.678	0.678
672240TE8	12/15/15	MUNICIPAL	City of Oakland, CA	1.000	06/30/16			1,000,000.00	99.997	999,970.00	999,972.46	100.148	1,001,480.00	182		1.006	1.006
040580GA4	05/15/15	MUNICIPAL	AZ School Facilities Board	0.812	07/01/16			3,235,000.00	100.350	3,246,322.50	3,240,029.10	100.044	3,236,423.40	183		0.500	0.500
34074GDF8	05/22/15	MUNICIPAL	FL Hurricane Catastrophe	1.298	07/01/16		CONT	7,215,000.00	100.769	7,270,483.35	7,240,081.14	100.260	7,233,759.00	183		0.601	0.601
592112LG9	02/28/14	MUNICIPAL	Metro Nashville & Davidson Cty TN GO	1.007	07/01/16			2,000,000.00	100.000	2,000,000.00	2,000,000.00	100.121	2,002,420.00	183		1.007	1.007
22533TGN0	10/26/15	CP - DISC	Credit Agricole		07/22/16			10,000,000.00	99.486	9,948,625.00	9,961,373.60	99.519	9,951,890.00	204		0.689	0.689
63873JGN4	10/26/15	CP - DISC	Natixis Finance		07/22/16			15,000,000.00	99.479	14,921,812.50	14,941,214.55	99.542	14,931,240.00	204		0.699	0.699
14329NDR2	12/27/12	MUNICIPAL	City of Carmel, IN Redev Auth	0.990	08/01/16			2,155,000.00	100.000	2,155,000.00	2,155,000.00	100.233	2,160,021.15	214		0.990	0.990
35824NCE7	05/31/14	MUNICIPAL	Fresno Cty CA Fina Auth Lease Rev	3.000	08/01/16			1,955,000.00	103.727	2,027,869.93	1,974,811.03	101.219	1,978,827.54	214		1.250	1.250
63873JJP6	12/29/15	CP - DISC	Natixis Finance		09/23/16			10,000,000.00	99.331	9,933,123.61	9,933,869.40	99.318	9,931,770.00	267		0.901	0.901
730146AU1	10/08/15	MUNICIPAL	PMA Levy & Aid WI	1.000	09/26/16			8,250,000.00	100.307	8,275,327.50	8,269,246.01	100.071	8,255,857.50	270		0.680	0.680
20772JKJ0	03/31/14	MUNICIPAL	State of CT GO	1.032	10/15/16			1,000,000.00	100.000	1,000,000.00	1,000,000.00	100.202	1,002,020.00	289		1.032	1.032
730146AV9	10/08/15	MUNICIPAL	PMA Levy & Aid WI	1.000	10/21/16			3,000,000.00	100.308	3,009,240.00	3,007,167.69	100.063	3,001,875.00	295		0.700	0.700
443728EF3	11/12/15	MUNICIPAL	Hudson County NJ Imprv Auth	1.500	11/11/16			10,825,000.00	100.692	10,899,909.00	10,889,647.44	100.402	10,868,516.50	316		0.799	0.799
413890DM3	12/23/14	MUNICIPAL	Houston Sports Auth Rev	1.324	11/15/16			3,770,000.00	100.000	3,770,000.00	3,770,000.00	100.232	3,778,746.40	320		1.324	1.324

Detail of Investment Holdings (cont.)

As of December 31, 2015

CUSIP	Settle Date	Sec. Type	Sec. Description	CPN	Mty Date	Next Call	Call Type	Par Value	Purch Price	Orig Cost	Book Value	Mkt Price	Market Value	Days to Mty	Days to Call	YTM	YTW
General Fund																	
64985HHZ3	03/31/14	MUNICIPAL	NY ST Envrnmntl Fac Rev	0.986	11/15/16	Anytime	CONT	1,485,000.00	100.000	1,485,000.00	1,485,000.00	99.900	1,483,515.00	320	5	0.986	0.986
64966HTM2	12/15/15	MUNICIPAL	New York City, NY GO	4.000	12/01/16			1,900,000.00	102.862	1,954,378.00	1,951,870.02	102.691	1,951,129.00	336		1.000	1.000
702725VF6	12/15/15	MUNICIPAL	Passaic Cty, NJ GO	1.500	12/13/16			12,970,000.00	100.521	13,037,573.70	13,034,553.64	100.601	13,047,949.70	348		0.975	0.975
45462TDY5	09/15/15	MUNICIPAL	Indiana Bond Bk Rev	1.057	01/15/17			4,455,000.00	100.180	4,463,019.00	4,461,248.32	99.855	4,448,540.25	381		0.921	0.921
14329NDS0	12/27/12	MUNICIPAL	City of Carmel, IN Redev Auth	1.188	02/01/17			2,695,000.00	100.000	2,695,000.00	2,695,000.00	100.016	2,695,420.42	398		1.188	1.188
791697DC6	02/12/13	MUNICIPAL	St. Louis MO Spl Admin Sch Dist	4.000	04/01/17			2,000,000.00	110.879	2,217,580.00	2,066,972.78	102.946	2,058,920.00	457		1.290	1.290
3135G0WU3	05/15/13	AGCY CALL	FNMA	0.750	05/15/17	02/15/16	QRTLY	35,000,000.00	100.000	35,000,000.00	35,000,000.00	99.521	34,832,385.00	501	46	0.750	0.750
3136G1GJ2	03/27/13	AGCY CALL	FNMA	0.850	06/27/17	03/27/16	QRTLY	20,000,000.00	100.000	20,000,000.00	20,000,000.00	100.029	20,005,860.00	544	87	0.850	0.850
4329NDT8	12/27/12	MUNICIPAL	City of Carmel, IN Redev Auth	1.238	08/01/17			2,805,000.00	100.000	2,805,000.00	2,805,000.00	99.953	2,803,684.46	579		1.238	1.238
661334DR0	02/14/13	MUNICIPAL	N Orange Cty CA CC Dist	1.240	08/01/17			4,250,000.00	100.000	4,250,000.00	4,250,000.00	100.127	4,255,397.50	579		1.240	1.240
796720JG6	05/02/13	MUNICIPAL	San Bernardino CA Cmty Clg	1.686	08/01/17			1,250,000.00	100.000	1,250,000.00	1,250,000.00	99.953	1,249,413.75	579		1.686	1.686
67868UDN0	04/05/13	MUNICIPAL	OK Cty Fina Auth Ed Rev	4.000	03/01/18			4,650,000.00	112.334	5,223,531.00	4,908,103.37	105.712	4,915,608.00	791		1.390	1.390
3134G43V8	05/15/13	AGCY CALL	FHLMC	1.050	05/15/18	02/15/16	QRTLY	25,000,000.00	100.000	25,000,000.00	25,000,000.00	99.023	24,755,675.00	866	46	1.050	1.050
3135G0XG3	05/21/13	AGCY CALL	FNMA	1.000	05/21/18	02/21/16	QRTLY	20,000,000.00	99.900	19,980,000.00	19,990,318.20	98.981	19,796,260.00	872	52	1.021	1.021
3135G0G31	11/04/15	AGCY CALL	FNMA	1.200	01/29/19	04/29/16	QRTLY	15,000,000.00	99.750	14,962,500.00	14,964,260.10	99.206	14,880,855.00	1,125	120	1.279	1.279
Total for General Fund								426,020,787.00	100.119	426,484,344.43	426,210,828.82	99.880	425,488,416.07	313		0.751	0.751
Promotion & Development Fund 74																	
BBT-PTHOU		BANK DEP	BB&T					2,636,356.60	100.000	2,636,356.60	2,636,356.60	100.000	2,636,356.60	1		0.380	0.380
Total for Promotion & Development Fund 74								2,636,356.60	100.000	2,636,356.60	2,636,356.60	100.000	2,636,356.60	1		0.380	0.380
Total for Port of Houston Authority								435,071,348.17	100.117	435,534,903.60	435,261,387.99	99.882	434,538,975.24	306		0.743	0.743

Note: Bank deposits at BB&T and JPMorgan Chase are fully collateralized in accordance with Chapter 2257, Texas Government Code ("Public Funds Collateral Act").

Investment Transactions

Quarter Ended December 31, 2015

Trade Date	Settle Date	CUSIP	Security Type	Security Description	Coupon	Mty Date	Call Date	Par Value	Price	Principal Amount	Int Purchased / Received	Total Amount	Realized Gain / Loss	YTM	YTW
General Fund															
Calls															
10/26/15	10/30/15	3135G0TK9	AGCY CALL	FNMA	1.050	01/30/18	10/30/15	30,000,000.00	100.000	30,000,000.00	78,750.00	30,078,750.00		1.051	
Total for: Calls								30,000,000.00		30,000,000.00	78,750.00	30,078,750.00		1.051	
Maturities															
10/23/15	10/23/15	730146AN7	MUNICIPAL	PMA Levy & Aid WI	1.000	10/23/15		7,300,000.00	100.000	7,300,000.00	72,188.89	7,372,188.89		0.430	
10/26/15	10/26/15	0027A1XS3	CP - DISC	Abbey Natl N America		10/26/15		17,500,000.00	100.000	17,500,000.00	0.00	17,500,000.00		0.497	
11/05/15	11/05/15	0027A1Y52	CP - DISC	Abbey Natl N America		11/05/15		15,000,000.00	100.000	15,000,000.00	0.00	15,000,000.00		0.542	
12/01/15	12/01/15	467578FW5	MUNICIPAL	Jackson Cty, MO	3.000	12/01/15		1,050,000.00	100.000	1,050,000.00	0.00	1,050,000.00		1.249	
Total for: Maturities								40,850,000.00		40,850,000.00	72,188.89	40,922,188.89		0.521	
Purchases															
09/29/15	10/08/15	730146AU1	MUNICIPAL	PMA Levy & Aid WI	1.000	09/26/16		8,250,000.00	100.307	8,275,327.50	0.00	8,275,327.50		0.680	0.680
09/29/15	10/08/15	730146AV9	MUNICIPAL	PMA Levy & Aid WI	1.000	10/21/16		3,000,000.00	100.308	3,009,240.00	0.00	3,009,240.00		0.700	0.700
10/26/15	10/26/15	22533TGN0	CP - DISC	Credit Agricole		07/22/16		10,000,000.00	99.486	9,948,625.00	0.00	9,948,625.00		0.689	0.689
10/26/15	10/26/15	63873JGN4	CP - DISC	Natixis Finance		07/22/16		15,000,000.00	99.479	14,921,812.50	0.00	14,921,812.50		0.699	0.699
10/26/15	11/12/15	443728EF3	MUNICIPAL	Hudson County NJ Imprv Au	1.500	11/11/16		10,825,000.00	100.692	10,899,909.00	0.00	10,899,909.00		0.799	0.799
11/03/15	11/04/15	3135G0G31	AGCY CALL	FNMA	1.200	01/29/19	04/29/16	15,000,000.00	99.750	14,962,500.00	2,500.00	14,965,000.00		1.279	1.279
12/10/15	12/15/15	672240TE8	MUNICIPAL	City of Oakland, CA	1.000	06/30/16		1,000,000.00	99.997	999,970.00	4,555.56	1,004,525.56		1.006	1.006
12/10/15	12/15/15	702725VF6	MUNICIPAL	Passaic Cty, NJ GO	1.500	12/13/16		12,970,000.00	100.521	13,037,573.70	540.42	13,038,114.12		0.975	0.975
12/10/15	12/15/15	64966HTM2	MUNICIPAL	New York City, NY GO	4.000	12/01/16		1,900,000.00	102.862	1,954,378.00	2,955.56	1,957,333.56		1.000	1.000
12/29/15	12/29/15	63873JJP6	CP - DISC	Natixis Finance		09/23/16		10,000,000.00	99.331	9,933,123.61	0.00	9,933,123.61		0.901	0.901
Total for: Purchases								87,945,000.00		87,942,459.31	10,551.54	87,953,010.85		0.881	0.881
Income Payments															
10/01/15	10/01/15	791697DB8	MUNICIPAL	St. Louis MO Spl Admin Sch	4.000	04/01/16				0.00	25,000.00	25,000.00			
10/01/15	10/01/15	791697DC6	MUNICIPAL	St. Louis MO Spl Admin Sch	4.000	04/01/17				0.00	40,000.00	40,000.00			
10/15/15	10/15/15	20772JKJ0	MUNICIPAL	State of CT GO	1.032	10/15/16				0.00	5,160.00	5,160.00			
10/21/15	10/21/15	730146AV9	MUNICIPAL	PMA Levy & Aid WI	1.000	10/21/16				0.00	1,083.33	1,083.33			
10/21/15	10/21/15	730146AV9	MUNICIPAL	PMA Levy & Aid WI	1.000	10/21/16				0.00	(1,083.33)	(1,083.33)			

Investment Transactions (cont.)

Quarter Ended December 31, 2015

Trade Date	Settle Date	CUSIP	Security Type	Security Description	Coupon	Mty Date	Call Date	Par Value	Price	Principal Amount	Int Purchased / Received	Total Amount	Realized Gain / Loss	YTM	YTW
General Fund															
Income Payments															
11/15/15	11/15/15	3134G43V8	AGCY CALL	FHLMC	1.050	05/15/18				0.00	131,250.00	131,250.00			
11/15/15	11/15/15	3135G0WU3	AGCY CALL	FNMA	0.750	05/15/17				0.00	131,250.00	131,250.00			
11/16/15	11/15/15	413890DM3	MUNICIPAL	Houston Sports Auth Rev	1.324	11/15/16				0.00	24,957.40	24,957.40			
11/16/15	11/15/15	64985HHZ3	MUNICIPAL	NY ST Envrmmntl Fac Rev	0.986	11/15/16				0.00	7,321.05	7,321.05			
11/22/15	11/21/15	3135G0XG3	AGCY CALL	FNMA	1.000	05/21/18				0.00	100,000.00	100,000.00			
12/01/15	12/01/15	467578FW5	MUNICIPAL	Jackson Cty, MO	3.000	12/01/15				0.00	15,750.00	15,750.00			
Total for: Income Payments										0.00	480,688.45	480,688.45			

Changes in Book and Market Values

CUSIP	Security Type	Security Description	09/30/15 Book Value	Cost of Purchases	Maturities / Calls / Sales	Amortization / Accretion	Realized Gain/(Loss)	12/31/15 Book Value	09/30/15 Market Value	12/31/15 Market Value	Change in Mkt Value
Debt Service Fund											
BBT-PTHOU	BANK DEP	BB&T	32,172,537.60	5,677,944.90	(31,436,279.93)	0.00	0.00	6,414,202.57	32,172,537.60	6,414,202.57	(25,758,335.03)
CB-PORHOU	BANK DEP	Citibank	0.00	0.00	0.00	0.00	0.00	0.00	0.00	0.00	0.00
Total for Debt Service Fund			32,172,537.60	5,677,944.90	(31,436,279.93)	0.00	0.00	6,414,202.57	32,172,537.60	6,414,202.57	(25,758,335.03)
General Fund											
BBT-PTHOU	BANK DEP	BB&T	73,664,490.85	20,609,206.70	(33,961,323.08)	0.00	0.00	60,312,374.47	73,664,490.85	60,312,374.47	(13,352,116.38)
CB-PORHOU	BANK DEP	Citibank	0.00	0.00	0.00	0.00	0.00	0.00	0.00	0.00	0.00
JPM-PHA	BANK DEP	JPM Chase Bk	3,510,794.27	1,099,348.40	(1,716,730.14)	0.00	0.00	2,893,412.53	3,510,794.27	2,893,412.53	(617,381.74)
730146AN7	MUNICIPAL	PMA Levy & Aid WI 1.000 10/23/15	7,302,495.72	0.00	(7,300,000.00)	(2,495.72)	0.00	0.00	7,303,423.70	0.00	(7,303,423.70)
0027A1XS3	CP - DISC	Abbey Natl N America 0.000 10/26/15	17,493,984.38	0.00	(17,500,000.00)	6,015.62	0.00	0.00	17,499,020.00	0.00	(17,499,020.00)
0027A1Y52	CP - DISC	Abbey Natl N America 0.000 11/05/15	14,992,125.00	0.00	(15,000,000.00)	7,875.00	0.00	0.00	14,998,575.00	0.00	(14,998,575.00)
467578FW5	MUNICIPAL	Jackson Cty, MO 3.000 12/01/15	1,053,044.42	0.00	(1,050,000.00)	(3,044.42)	0.00	0.00	1,054,429.95	0.00	(1,054,429.95)
22533TBC9	CP - DISC	Credit Agricole 0.000 02/12/16	24,946,958.25	0.00	0.00	36,416.75	0.00	24,983,375.00	24,963,900.00	24,986,850.00	22,950.00
64990EJD0	MUNICIPAL	NY ST Dorm Auth Tax Rev 1.003 02/15/16	1,500,000.00	0.00	0.00	0.00	0.00	1,500,000.00	1,504,665.00	1,501,365.00	(3,300.00)
645918T37	MUNICIPAL	NJ State Econ Dev Auth 1.059 03/01/16	2,201,901.42	0.00	0.00	(1,140.86)	0.00	2,200,760.56	2,183,830.00	2,199,802.00	15,972.00
63873JC40	CP - DISC	Natixis Finance 0.000 03/04/16	19,948,763.80	0.00	0.00	30,411.20	0.00	19,979,175.00	19,960,740.00	19,984,080.00	23,340.00
46640PC76	CP - DISC	J.P.Morgan Sec 0.000 03/07/16	14,960,829.15	0.00	0.00	22,808.40	0.00	14,983,637.55	14,975,685.00	14,988,225.00	12,540.00
46640PCP6	CP - DISC	J.P.Morgan Sec 0.000 03/23/16	24,928,104.25	0.00	0.00	38,013.75	0.00	24,966,118.00	24,930,725.00	24,966,575.00	35,850.00
791697DB8	MUNICIPAL	St. Louis MO Spl Admin Sch Dist 4.000 04/16	1,268,656.91	0.00	0.00	(9,328.45)	0.00	1,259,328.46	1,270,450.00	1,260,112.50	(10,337.50)
22533TE93	CP - DISC	Credit Agricole 0.000 05/09/16	19,915,897.20	0.00	0.00	35,011.20	0.00	19,950,908.40	19,925,380.00	19,952,920.00	27,540.00
22533TFH4	CP - DISC	Credit Agricole 0.000 06/17/16	19,902,500.00	0.00	0.00	34,500.00	0.00	19,937,000.00	19,899,960.00	19,927,240.00	27,280.00
672240TE8	MUNICIPAL	City of Oakland, CA 1.000 06/30/16	0.00	999,970.00	0.00	2.46	0.00	999,972.46	0.00	1,001,480.00	1,001,480.00
040580GA4	MUNICIPAL	AZ School Facilities Board 0.812 07/01/16	3,242,537.36	0.00	0.00	(2,508.26)	0.00	3,240,029.10	3,247,940.00	3,236,423.40	(11,516.60)
34074GDF8	MUNICIPAL	FL Hurricane Catastrophe 1.298 07/01/16	7,252,584.16	0.00	0.00	(12,503.02)	0.00	7,240,081.14	7,249,920.60	7,233,759.00	(16,161.60)
592112LG9	MUNICIPAL	Metro Nashville & Davidson Cty TN GO 1.00	2,000,000.00	0.00	0.00	0.00	0.00	2,000,000.00	2,005,440.00	2,002,420.00	(3,020.00)
22533TGN0	CP - DISC	Credit Agricole 0.000 07/22/16	0.00	9,948,625.00	0.00	12,748.60	0.00	9,961,373.60	0.00	9,951,890.00	9,951,890.00
63873JGN4	CP - DISC	Natixis Finance 0.000 07/22/16	0.00	14,921,812.50	0.00	19,402.05	0.00	14,941,214.55	0.00	14,931,240.00	14,931,240.00
14329NDR2	MUNICIPAL	City of Carmel, IN Redevel Auth 0.990 08/01/16	2,155,000.00	0.00	0.00	0.00	0.00	2,155,000.00	2,164,352.70	2,160,021.15	(4,331.55)
35824NCE7	MUNICIPAL	Fresno Cty CA Fina Auth Lease Rev 3.000 08/01/16	1,983,256.22	0.00	0.00	(8,445.19)	0.00	1,974,811.03	1,991,656.25	1,978,827.54	(12,828.71)
63873JJP6	CP - DISC	Natixis Finance 0.000 09/23/16	0.00	9,933,123.61	0.00	745.79	0.00	9,933,869.40	0.00	9,931,770.00	9,931,770.00
730146AU1	MUNICIPAL	PMA Levy & Aid WI 1.000 09/26/16	0.00	8,275,327.50	0.00	(6,081.49)	0.00	8,269,246.01	0.00	8,255,857.50	8,255,857.50
20772JKJ0	MUNICIPAL	State of CT GO 1.032 10/15/16	1,000,000.00	0.00	0.00	0.00	0.00	1,000,000.00	1,005,320.00	1,002,020.00	(3,300.00)

Changes in Book and Market Values (cont.)

CUSIP	Security Type	Security Description	09/30/15 Book Value	Cost of Purchases	Maturities / Calls / Sales	Amortization / Accretion	Realized Gain/(Loss)	12/31/15 Book Value	09/30/15 Market Value	12/31/15 Market Value	Change in Mkt Value
General Fund											
730146AV9	MUNICIPAL	PMA Levy & Aid Wl 1.000 10/21/16	0.00	3,009,240.00	0.00	(2,072.31)	0.00	3,007,167.69	0.00	3,001,875.00	3,001,875.00
443728EF3	MUNICIPAL	Hudson County NJ Imprv Auth 1.500 11/11/	0.00	10,899,909.00	0.00	(10,261.56)	0.00	10,889,647.44	0.00	10,868,516.50	10,868,516.50
413890DM3	MUNICIPAL	Houston Sports Auth Rev 1.324 11/15/16	3,770,000.00	0.00	0.00	0.00	0.00	3,770,000.00	3,786,324.10	3,778,746.40	(7,577.70)
64985HHZ3	MUNICIPAL	NY ST Envmntl Fac Rev 0.986 11/15/16	1,485,000.00	0.00	0.00	0.00	0.00	1,485,000.00	1,485,044.55	1,483,515.00	(1,529.55)
64966HTM2	MUNICIPAL	New York City, NY GO 4.000 12/01/16	0.00	1,954,378.00	0.00	(2,507.98)	0.00	1,951,870.02	0.00	1,951,129.00	1,951,129.00
702725VF6	MUNICIPAL	Passaic Cty, NJ GO 1.500 12/13/16	0.00	13,037,573.70	0.00	(3,020.06)	0.00	13,034,553.64	0.00	13,047,949.70	13,047,949.70
45462TDY5	MUNICIPAL	Indiana Bond Bk Rev 1.057 01/15/17	4,462,751.74	0.00	0.00	(1,503.42)	0.00	4,461,248.32	4,463,419.95	4,448,540.25	(14,879.70)
14329NDS0	MUNICIPAL	City of Carmel, IN Redev Auth 1.188 02/01/	2,695,000.00	0.00	0.00	0.00	0.00	2,695,000.00	2,701,737.50	2,695,420.42	(6,317.08)
791697DC6	MUNICIPAL	St. Louis MO Spl Admin Soh Dist 4.000 04/1	2,080,264.24	0.00	0.00	(13,291.46)	0.00	2,066,972.78	2,078,400.00	2,058,920.00	(19,480.00)
3135G0WU3	AGCY CALL	FNMA 0.750 05/15/17	35,000,000.00	0.00	0.00	0.00	0.00	35,000,000.00	35,026,145.00	34,832,385.00	(193,760.00)
3136G1GJ2	AGCY CALL	FNMA 0.850 06/27/17	20,000,000.00	0.00	0.00	0.00	0.00	20,000,000.00	20,005,900.00	20,005,860.00	(40.00)
14329NDT8	MUNICIPAL	City of Carmel, IN Redev Auth 1.238 08/01/	2,805,000.00	0.00	0.00	0.00	0.00	2,805,000.00	2,816,834.30	2,803,684.46	(13,149.84)
661334DR0	MUNICIPAL	N Orange Cty CA CC Dist 1.240 08/01/17	4,250,000.00	0.00	0.00	0.00	0.00	4,250,000.00	4,275,415.00	4,255,397.50	(20,017.50)
796720JG6	MUNICIPAL	San Bernardino CA Cmty Clg 1.686 08/01/1	1,250,000.00	0.00	0.00	0.00	0.00	1,250,000.00	1,257,617.50	1,249,413.75	(8,203.75)
3135G0TK9	AGCY CALL	FNMA 1.050 01/30/18	29,999,291.10	0.00	(30,000,000.00)	708.90	0.00	0.00	30,021,330.00	0.00	(30,021,330.00)
67868UDN0	MUNICIPAL	OK Cty Fina Auth Ed Rev 4.000 03/01/18	4,937,411.15	0.00	0.00	(29,307.78)	0.00	4,908,103.37	4,942,950.00	4,915,608.00	(27,342.00)
3134G43V8	AGCY CALL	FHLMC 1.050 05/15/18	25,000,000.00	0.00	0.00	0.00	0.00	25,000,000.00	25,007,500.00	24,755,675.00	(251,825.00)
3135G0XG3	AGCY CALL	FNMA 1.000 05/21/18	19,989,318.60	0.00	0.00	999.60	0.00	19,990,318.20	19,934,240.00	19,796,260.00	(137,980.00)
3135G0G31	AGCY CALL	FNMA 1.200 01/29/19	0.00	14,962,500.00	0.00	1,760.10	0.00	14,964,260.10	0.00	14,880,855.00	14,880,855.00
Total for General Fund			422,947,960.19	109,651,014.41	(106,528,053.22)	139,907.44	0.00	426,210,828.82	423,113,556.22	425,488,416.07	2,374,859.85
Promotion & Development Fund 74											
BBT-PTHOU	BANK DEP	BB&T	3,564,031.23	0.00	(927,674.63)	0.00	0.00	2,636,356.60	3,564,031.23	2,636,356.60	(927,674.63)
CB-PORHOU	BANK DEP	Citibank	0.00	0.00	0.00	0.00	0.00	0.00	0.00	0.00	0.00
Total for Promotion & Development Fund 74			3,564,031.23	0.00	(927,674.63)	0.00	0.00	2,636,356.60	3,564,031.23	2,636,356.60	(927,674.63)
Total for Port of Houston Authority			458,684,529.02	115,328,959.31	(138,892,007.78)	139,907.44	0.00	435,281,387.99	458,850,125.05	434,538,975.24	(24,311,149.81)

Investment Income

Quarter Ended December 31, 2015

CUSIP	Security Type	Security Description	Beg. Accrued	Interest Earned	Interest Rec'd / Sold / Matured	Interest Purchased	Ending Accrued	Disc Accr / Prem Amort	Net Income
Debt Service Fund									
BBT-PTHOU	BANK DEP	BB&T	0.00	1,428.21	1,428.21	0.00	0.00	0.00	1,428.21
Total for Debt Service Fund			0.00	1,428.21	1,428.21	0.00	0.00	0.00	1,428.21
General Fund									
BBT-PTHOU	BANK DEP	BB&T	0.00	68,934.68	68,934.68	0.00	0.00	0.00	68,934.68
730146AN7	MUNICIPAL	PMA Levy & Aid WI 1.000 10/23/15	67,727.78	4,461.11	72,188.89	0.00	0.00	(2,495.72)	1,965.39
0027A1XS3	CP - DISC	Abbey Nat'l N America 0.000 10/26/15	0.00	0.00	0.00	0.00	0.00	6,015.62	6,015.62
0027A1Y52	CP - DISC	Abbey Nat'l N America 0.000 11/05/15	0.00	0.00	0.00	0.00	0.00	7,875.00	7,875.00
467578FW5	MUNICIPAL	Jackson Cty, MO 3.000 12/01/15	10,500.00	5,250.00	15,750.00	0.00	0.00	(3,044.42)	2,205.58
22533TBC9	CP - DISC	Credit Agricole 0.000 02/12/16	0.00	0.00	0.00	0.00	0.00	36,416.75	36,416.75
64990EJD0	MUNICIPAL	NY ST Dorm Auth Tax Rev 1.003 02/15/16	1,922.42	3,761.25	0.00	0.00	5,683.67	0.00	3,761.25
645918T37	MUNICIPAL	NJ State Econ Dev Auth 1.059 03/01/16	1,941.50	5,824.50	0.00	0.00	7,766.00	(1,140.86)	4,683.64
63873JC40	CP - DISC	Natixis Finance 0.000 03/04/16	0.00	0.00	0.00	0.00	0.00	30,411.20	30,411.20
46640PC76	CP - DISC	J.P.Morgan Sec 0.000 03/07/16	0.00	0.00	0.00	0.00	0.00	22,808.40	22,808.40
46640PCP6	CP - DISC	J.P.Morgan Sec 0.000 03/23/16	0.00	0.00	0.00	0.00	0.00	38,013.75	38,013.75
791697DB8	MUNICIPAL	St. Louis MO Spl Admin Sch Dist 4.000 04/01/16	25,000.00	12,500.00	25,000.00	0.00	12,500.00	(9,328.45)	3,171.55
22533TE93	CP - DISC	Credit Agricole 0.000 05/09/16	0.00	0.00	0.00	0.00	0.00	35,011.20	35,011.20
22533TFH4	CP - DISC	Credit Agricole 0.000 06/17/16	0.00	0.00	0.00	0.00	0.00	34,500.00	34,500.00
672240TE8	MUNICIPAL	City of Oakland, CA 1.000 06/30/16	0.00	444.44	0.00	(4,555.56)	5,000.00	2.46	446.90
040580GA4	MUNICIPAL	AZ School Facilities Board 0.812 07/01/16	6,567.05	6,567.05	0.00	0.00	13,134.10	(2,508.26)	4,058.79
34074GDF8	MUNICIPAL	FL Hurricane Catastrophe 1.298 07/01/16	23,412.68	23,412.67	0.00	0.00	46,825.35	(12,503.02)	10,909.65
592112LG9	MUNICIPAL	Metro Nashville & Davidson Cty TN GO 1.007 07/01/16	5,035.00	5,035.00	0.00	0.00	10,070.00	0.00	5,035.00
22533TGN0	CP - DISC	Credit Agricole 0.000 07/22/16	0.00	0.00	0.00	0.00	0.00	12,748.60	12,748.60
63873JGN4	CP - DISC	Natixis Finance 0.000 07/22/16	0.00	0.00	0.00	0.00	0.00	19,402.05	19,402.05
14329NDR2	MUNICIPAL	City of Carmel, IN Redevel Auth 0.990 08/01/16	3,555.75	5,333.63	0.00	0.00	8,889.38	0.00	5,333.63
35824NCE7	MUNICIPAL	Fresno Cty CA Fina Auth Lease Rev 3.000 08/01/16	9,775.00	14,662.50	0.00	0.00	24,437.50	(8,445.19)	6,217.31
63873JJP6	CP - DISC	Natixis Finance 0.000 09/23/16	0.00	0.00	0.00	0.00	0.00	745.79	745.79
730146AU1	MUNICIPAL	PMA Levy & Aid WI 1.000 09/26/16	0.00	19,020.83	0.00	0.00	19,020.83	(6,081.49)	12,939.34
20772JKJ0	MUNICIPAL	State of CT GO 1.032 10/15/16	4,758.67	2,580.00	5,160.00	0.00	2,178.67	0.00	2,580.00
730146AV9	MUNICIPAL	PMA Levy & Aid WI 1.000 10/21/16	0.00	6,916.67	0.00	0.00	6,916.67	(2,072.31)	4,844.36
443728EF3	MUNICIPAL	Hudson County NJ Imprv Auth 1.500 11/11/16	0.00	22,101.04	0.00	0.00	22,101.04	(10,261.56)	11,839.48
413890DM3	MUNICIPAL	Houston Sports Auth Rev 1.324 11/15/16	18,856.70	12,478.70	24,957.40	0.00	6,378.00	0.00	12,478.70

Investment Income (cont.)

Quarter Ended December 31, 2015

CUSIP	Security Type	Security Description	Beg. Accrued	Interest Earned	Interest Rec'd / Sold / Matured	Interest Purchased	Ending Accrued	Disc Accr / Prem Amort	Net Income
General Fund									
64985HHZ3	MUNICIPAL	NY ST Envmntl Fac Rev 0.986 11/15/16	5,531.46	3,660.53	7,321.05	0.00	1,870.94	0.00	3,660.53
64966HTM2	MUNICIPAL	New York City, NY GO 4.000 12/01/16	0.00	3,377.77	0.00	(2,955.56)	6,333.33	(2,507.98)	869.79
702725VF6	MUNICIPAL	Passaic Cty, NJ GO 1.500 12/13/16	0.00	8,646.66	0.00	(540.42)	9,187.08	(3,020.06)	5,626.60
45462TDY5	MUNICIPAL	Indiana Bond Bk Rev 1.057 01/15/17	2,092.86	11,772.34	0.00	0.00	13,865.20	(1,503.42)	10,268.92
14329NDS0	MUNICIPAL	City of Carmel, IN Redeem Auth 1.188 02/01/17	5,336.10	8,004.15	0.00	0.00	13,340.25	0.00	8,004.15
791697DC6	MUNICIPAL	St. Louis MO Spl Admin Sch Dist 4.000 04/01/17	40,000.00	20,000.00	40,000.00	0.00	20,000.00	(13,291.46)	6,708.54
3135G0WU3	AGCY CALL	FNMA 0.750 05/15/17	99,166.67	65,625.00	131,250.00	0.00	33,541.67	0.00	65,625.00
3136G1GJ2	AGCY CALL	FNMA 0.850 06/27/17	1,888.89	42,500.00	0.00	0.00	44,388.89	0.00	42,500.00
14329NDT8	MUNICIPAL	City of Carmel, IN Redeem Auth 1.238 08/01/17	5,787.65	8,681.48	0.00	0.00	14,469.13	0.00	8,681.48
661334DR0	MUNICIPAL	N Orange Cty CA CC Dist 1.240 08/01/17	8,783.33	13,175.00	0.00	0.00	21,958.33	0.00	13,175.00
796720JG6	MUNICIPAL	San Bernardino CA Cmty Clg 1.686 08/01/17	3,512.50	5,268.75	0.00	0.00	8,781.25	0.00	5,268.75
3135G0TK9	AGCY CALL	FNMA 1.050 01/30/18	53,375.00	25,375.00	78,750.00	0.00	0.00	708.90	26,083.90
67868UDN0	MUNICIPAL	OK Cty Fina Auth Ed Rev 4.000 03/01/18	15,500.00	46,500.00	0.00	0.00	62,000.00	(29,307.78)	17,192.22
3134G43V8	AGCY CALL	FHLMC 1.050 05/15/18	99,166.67	65,625.00	131,250.00	0.00	33,541.67	0.00	65,625.00
3135G0XG3	AGCY CALL	FNMA 1.000 05/21/18	72,222.22	50,000.00	100,000.00	0.00	22,222.22	999.60	50,999.60
3135G0G31	AGCY CALL	FNMA 1.200 01/29/19	0.00	28,500.00	0.00	(2,500.00)	31,000.00	1,760.10	30,260.10
Total for General Fund			591,415.90	625,995.75	700,562.02	(10,551.54)	527,401.17	139,907.44	785,903.19
Promotion & Development Fund 74									
BBT-PTHOU	BANK DEP	BB&T	0.00	2,652.89	2,652.89	0.00	0.00	0.00	2,652.89
Total for Promotion & Development Fund 74			0.00	2,652.89	2,652.89	0.00	0.00	0.00	2,652.89
Total for Port of Houston Authority			591,415.90	630,078.85	704,643.12	(10,551.54)	527,401.17	139,907.44	789,984.29

Compliance

Requirement

4.6 Maturity

- Weighted average maturity excluding construction, debt service and bond reserve funds ≤ 2 years
- Bond reserve funds \leq maturity date of the bonds
- Operating funds ≤ 5 years, Debt service funds ≤ 1 year, and Construction funds ≤ 5 years

4.7 Diversification

- Avoid undue concentration of assets by staggering maturities
- Select maturities to provide stability of income and reasonable liquidity

Actual Performance

4.6 Maturity

- Compliant (weighted average days to call of 129 days, and weighted average final maturity of 306 days)
- Compliant (no investments in bond reserve funds currently)
- Compliant (operating and construction funds mature in less than 5 years; debt service funds invested in overnight bank deposits)

4.7 Diversification

- Compliant (maturities through Jan 2019, with some call dates through Apr 2016)
- Compliant (\$72.3 million in overnight bank deposits, and \$160.0 million in CP maturing within 270 days)

Compliance (cont.)

Requirement

4.7 Diversification Limitations

- No more than 40% of the portfolio (excluding major capex, debt service, bond reserve and capitalized interest) invested beyond 24 months
- Average maturity of portfolio shall not exceed two years
- Maximum 25% of portfolio invested in time deposits of a single issuer
- Maximum 20% of portfolio invested in a single municipal or Commercial Paper issuer
- Maximum 30% of portfolio invested in a single Federal agency issuer

Actual Performance

4.7 Diversification Limitations

- Compliant (only 15% of the portfolio is invested beyond 24 months)
- Compliant (weighted average final maturity of 306 days, or 129 days to the call/put dates)
- Compliant (there are no investments in time deposits or CD's presently)
- Compliant (highest concentration for any single CP issuer is currently 17% of the portfolio)
- Compliant (highest concentration is 21% in FNMA)

Glossary

- Funds
- Terms
- Investment Types

Glossary - Funds

Bond Reserve Fund	A restricted fund where monies are set aside to meet covenants under revenue bond indentures, and the total amount is typically equivalent to the one year average of principal and interest due on all outstanding revenue bonds.
Construction Fund	A restricted fund where proceeds of bond issuances are designated for construction projects, and which may be invested in longer-dated maturities structured to meet the timing of the construction projects.
Debt Service Fund	Also referred to as an Interest and Redemption (“I&R”) Fund, as monies in this fund are used to cover principal and interest payments due on our outstanding General Obligations tax bonds. Monies are received from the Harris County Tax Assessor-Collector representing ad valorem taxes levied and collected annually from Harris County taxpayers, net of collection fees. Any shortfalls due to timing differences may be met from temporary transfers from the Operating Fund, but Harris County should be contacted to resolve the issue.
General Fund	An unrestricted fund.
General Obligations Fund	Another term for a Construction Fund which is funded from proceeds of General Obligations bond issuances.
Operating Fund	A highly liquid General Fund used to meet current spending needs.
P & D Fund #74	The Promotion and Development Fund was created by action of the Port Commission in accordance with Section 60.201 of the Texas Water Code, and is maintained pursuant to Section 5007.219 of the Texas Special District Local Laws Code. A navigation district may set aside up to 5% of gross income from operations to pay expenses connected with (1) any activity or matter incidental to the advertising, development, or promotion of the district or its ports, waterways, harbors or terminals; (2) furthering the general welfare of the district and its facilities; and/or (3) the betterment of the district's relations with steamship and rail lines, shippers, governmental officials, or others interested in ports, waterways, harbors or terminals. The P&D Fund has been audited by the State Auditor’s Office in the past and found to be in compliance with the statutes. On an ongoing basis, the Port Authority’s Internal Audit department monitors the P&D Fund for compliance with statutory and internal policy requirements.

Glossary - Terms

Basis Points	One basis point is equal to 0.01% per annum. One hundred basis points is the equivalent of 1.00% per annum.
Book Value	The cost basis of an investment, plus or minus any discount or premium paid.
Bullet Maturity	An investment with no (further) calls or put options prior to the final maturity date.
Call or Call Option	An instrument which may be “called” (i.e., redeemed) at the option of the issuer.
Coupon Rate	The interest rate specified in the debt instrument.
Discount	The difference between the par value of an investment and the price at which it is issued, when issued at a price below par.
Effective Maturity	The date used in place of the final stated maturity date of a security issued with call, put or prepayment features. Effective maturity takes into consideration the effect of such optional call, put or prepayment dates relative to the prevailing interest rate environment. For example, during periods of declining interest rates, bonds with call features tend to have shorter lifespans as the issuers have opportunity to refinance those bonds at lower rates.
Effective Rate	Another term for Yield.
Face Value	Another term for Par Value.
In the Money	For a callable security, when the market price is greater than the call price, it is referred to as “in the money”, indicating that the holder of the security should be able to sell the security at a premium (i.e., profit) as it is worth more than comparable securities or investments available at that time.
Market Price or Market Value	The price a willing buyer is willing to pay for an instrument.
Muni or Municipal	A debt security (bond or note) issued by a State, local government, political subdivision or municipality.
Par Value	The face amount or principal amount of an investment which the borrower agrees to repay at maturity and the amount on which interest payments are based. Par is often shown as a price of 100.00.

Premium	The difference between the par value of an investment and the price at which it is issued, when issued at a price above par.
Put or Put Option	An instrument which may be “put” back to the issuer (i.e., redeemed) at the option of the holder.
Stated Rate	Another term for Coupon Rate.
Step Up or Step Note	Investments which offer one or more increases in the Coupon Rate if the instruments are not called by specific date(s).
Swap Transaction	Exchanging one security or investment for another. This may include selling a security and purchasing another security that may have similar or different features (e.g., principal amount, call features, final maturity date, etc.).
Yield, YTW, YTM	The true interest rate (i.e., total interest received divided by the cost of the investment) on an annualized basis, often expressed as “Yield to Worst (call/put date)” and “Yield to Maturity”.

Glossary – Investment Types

Abbey Nat'l N America	CP notes issued by Abbey National North America LLC, a Delaware limited liability company, guaranteed by parent company Santander UK plc
AGCY	Federal agency paper (may be callable, have bullet maturity and/or offer “step up” in interest rate)
AGCY CALL	Federal agency paper, callable at the agency’s option
BANK DEP	Bank deposit (generally collateralized or insured by FDIC)
BB&T	Branch Banking and Trust Company
Citibank or Citi	Citibank, N.A.
CMO	Collateralized Mortgage Obligations
CP	Commercial Paper
CP-DISC or DCP	Commercial Paper purchased at a discount
CRAGRICNA or Credit Agricole	CP notes issued by Credit Agricole North America, Inc, a Delaware corporation, guaranteed by Credit Agricole Corporate and Investment Bank, a multinational French banking institution
Deutsche Bk or DBKFIN	CP notes issued by Deutsche Bank Financial LLC, a Delaware limited liability company, guaranteed by Deutsche Bank AG New York Branch
FAMC or Farmer Mac	Federal Agriculture Mortgage Corporation
FCAR Owner Trust	CP notes backed by Ford Motor retail sale contracts
FDIC	Federal Deposit Insurance Corporation
FFCB	Federal Farm Credit Bureau
FHLB	Federal Home Loan Bank
FHLMC or Freddie Mac	Federal Home Loan Mortgage Corporation
FMCC	Ford Motor Credit Company
FNMA or Fannie Mae	Federal National Mortgage Association
FSN	FHLMC Step Note
GECC	General Electric Capital Corp.

GMAC	General Motors Acceptance Corp.
GO or GOB	General Obligation Bond
ING Funding LLC	CP notes issued by ING (U.S.) Funding LLC, a Delaware limited liability company, guaranteed by ING Bank N.V., a Netherlands entity and one of the world’s largest financial institutions
JPM Chase Bk	JPMorgan Chase Bank
JPM US Gov MM Cap	JPMorgan US Govt Money Market – Capital Class
LGIP	Local Government Investment Pool (e.g., TexSTAR, TexPool, TexPool Prime)
MM or MMF	Money Market Fund
Muni or Municipal	Notes, bonds and other debt obligations issued by municipalities, state and local governments
Natixis Finance	CP notes issued by Natixis U.S. Finance Company, LLC, a Delaware limited liability company, guaranteed by Natixis, a French banking institution
PMA WI Levy Aid	Taxable Note Participations issued under the Wisconsin PMA Levy and Aid Participation Notes Program, payable from taxes and other revenues of participating school districts
Rev	Revenue bonds
SLMA or Sallie Mae	Student Loan Marketing Association
Societe Generale	CP notes issued by Societe Generale North America, Inc., a Delaware limited liability company, guaranteed by Societe Generale, a multinational French banking institution, also known as “Soc Gen”
TexPool Prime	A local government investment pool
TexSTAR	A local government investment pool
Toyota Credit PR	Toyota Credit de Puerto Rico Corp.
Toyota Mtr Cr	Toyota Motor Credit Corporation
USTB	U.S. Treasury Bill
USTN	U.S. Treasury Note