

# Port of Houston Authority Investment Report



**PORT HOUSTON**<sup>SM</sup>  
THE INTERNATIONAL PORT OF TEXAS

For the Quarter Ended  
September 30, 2017

# *Table of Contents*

• Certification	3
• Executive Summary	4
• Investments	
– Detail of Investment Holdings	7
– Investment Transactions	9
– Changes in Book and Market Values	10
– Investment Income	12
• Compliance	14
• Glossary	16

Distribution


Commissioners (7)

R. Guenther


T. Heidt

# ***Certification***

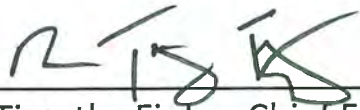
The undersigned have prepared this report for the Port of Houston Authority (“Port Houston”) and certify that investment transactions entered into during the quarter ended September 30, 2017 were made in compliance with our Investment Policy and Chapter 2256 of the Texas Government Code (the “Public Funds Investment Act” or “PFIA”), which states: “Not less than quarterly, the investment officer shall prepare and submit to the governing body of the entity a written report of the investment transactions for all funds covered by this chapter for the preceding reporting period.” The report includes the disclosures required by the Policy and the PFIA. To the extent possible, market prices have been obtained from independent pricing sources.



Ramon Yi, Senior Director, Treasury



Reginald Hart, Manager, Treasury



R. Timothy Finley, Chief Financial Officer

November 27, 2017

# *Executive Summary*

- Port Houston continues to follow a conservative investment strategy, with the following objectives, in order of priority
  - Preservation and safety of principal
  - Liquidity
  - Yield
- Total Cash and Investments\* at September 30, 2017:

– General and Operating Funds	\$ 343.7 Million
– Promotion and Development Fund	\$ 4.0
– Debt Service Fund	\$ 36.5
– Construction and Bond Funds	\$ 0.0
Total	\$ 384.2 Million

\* Investments at market value, and includes cash in regular bank accounts, some of which may not be considered part of the investment portfolio. All bank deposits are fully collateralized, per Texas statutes.

# Executive Summary (cont.)

## Account Summary

## Allocation by Security Type

Beginning Values as of 06/30/17

Ending Values as of 09/30/17

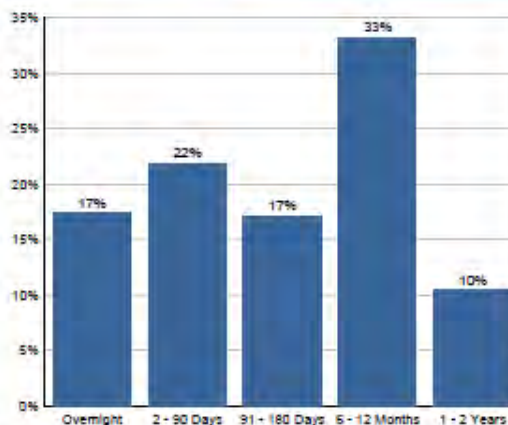
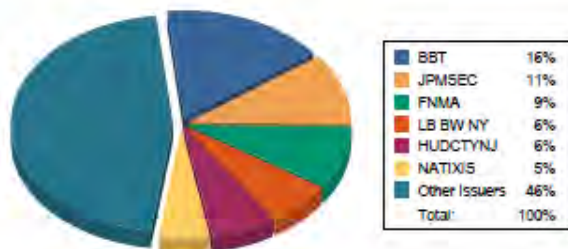
Par Value	416,363,423.20	384,867,560.83
Market Value	416,019,558.29	384,187,307.32
Book Value	416,228,721.23	384,392,890.87
Unrealized Gain /(Loss)	(209,162.94)	(205,583.55)
<b>Market Value %</b>	<b>99.95%</b>	<b>99.95%</b>
Weighted Avg. YTW	1.231%	1.332%
Weighted Avg. YTM	1.231%	1.332%



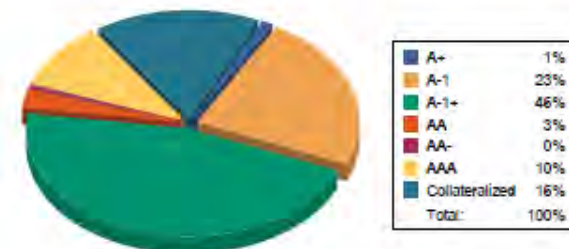
## Allocation by Issuer

## Maturity Distribution %

## Credit Quality

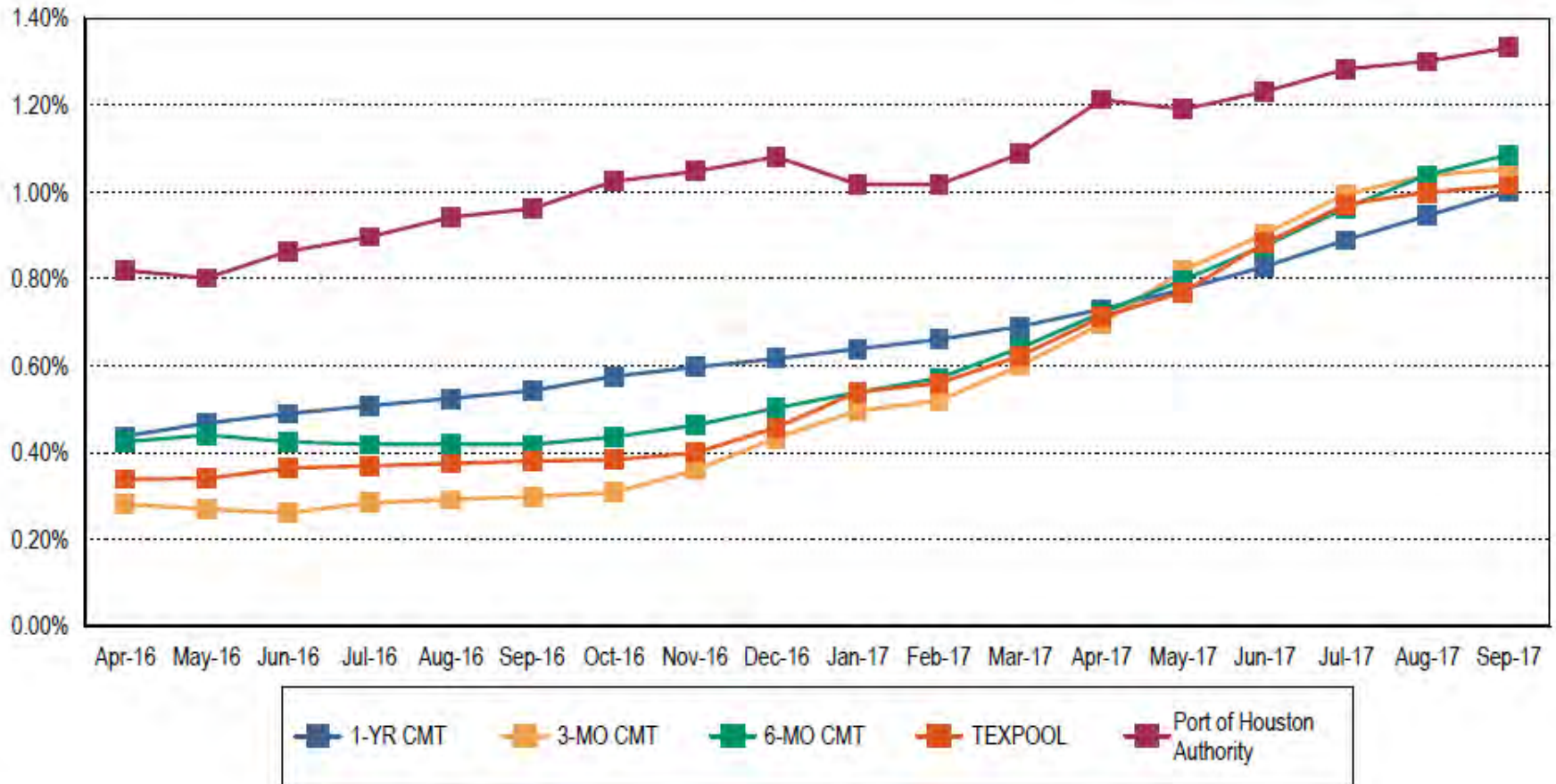


Weighted Average Days to Maturity: 168



# Executive Summary (cont.)

## Yield on Investments



Note 1: CMT stands for Constant Maturity Treasury. This data is published in Federal Reserve Statistical Release H.15 and represents an average of all actively traded Treasury securities having that time remaining until maturity. This is a standard industry benchmark for Treasury securities. The CMT benchmarks are moving averages. The 3-month CMT is the daily average for the previous 3 months, the 6-month CMT is the daily average for the previous 6 months, and the 1-year and 2-year CMT's are the daily averages for the previous 12-months.

Note 2: Benchmark data for TextPool is the monthly average yield.

# Detail of Investment Holdings

As of September 30, 2017

CUSIP	Settle Date	Sec. Type	Sec. Description	CPN	Mty Date	Next Call	Call Type	Par Value	Purch Price	Orig Cost	Book Value	Mkt Price	Market Value	Days to Mty	Days to Call	YTM	YTW
<b>Debt Service Fund</b>																	
BBT-PTHOU		BANK DEP	BB&T					36,540,887.15	100.000	36,540,887.15	36,540,887.15	100.000	36,540,887.15	1		1.000	1.000
<b>Total for Debt Service Fund</b>								<b>36,540,887.15</b>	<b>100.000</b>	<b>36,540,887.15</b>	<b>36,540,887.15</b>	<b>100.000</b>	<b>36,540,887.15</b>	<b>1</b>		<b>1.000</b>	<b>1.000</b>
<b>General Fund</b>																	
BBT-PTHOU		BANK DEP	BB&T					22,304,161.28	100.000	22,304,161.28	22,304,161.28	100.000	22,304,161.28	1		1.000	1.000
JPM-PHA		BANK DEP	JPM Chase Bk					70,309.46	100.000	70,309.46	70,309.46	100.000	70,309.46	1		0.000	0.000
LOGIC		LGIP	LOGIC					2,004,676.37	100.000	2,004,676.37	2,004,676.37	100.000	2,004,676.37	1		1.283	1.283
TEXPRIME		LGIP	TexPool Prime					2,004,588.09	100.000	2,004,588.09	2,004,588.09	100.000	2,004,588.09	1		1.264	1.264
443728EQ9	04/06/17	MUNICIPAL	Hudson Cty, NJ Imprv Auth	2.125	10/31/17			1,992,000.00	100.580	2,003,553.60	1,993,666.39	100.066	1,993,314.72	31		1.100	1.100
443728EM8	11/01/16	MUNICIPAL	Hudson Cty, NJ Imprv Auth	1.750	11/01/17			10,000,000.00	100.593	10,059,300.00	10,004,941.70	100.057	10,005,700.00	32		1.150	1.150
094228BF9	12/22/16	MUNICIPAL	Township of Bloomfield, NJ Pkg Auth	2.000	11/03/17			3,040,000.00	100.551	3,056,750.40	3,041,749.25	100.028	3,040,851.20	34		1.351	1.351
621545EX6	11/18/16	MUNICIPAL	Township of Mt. Holly, NJ	2.000	11/13/17			5,994,000.00	100.907	6,048,365.58	6,000,431.98	100.084	5,999,034.96	44		1.076	1.076
476576MN0	12/08/16	MUNICIPAL	Jersey City, NJ GO	2.000	12/08/17			10,000,000.00	100.740	10,074,000.00	10,013,772.20	100.091	10,009,100.00	69		1.251	1.251
702725WD0	12/12/16	MUNICIPAL	Passaic Cty, NJ GO	1.750	12/11/17			10,000,000.00	100.492	10,049,200.00	10,009,596.70	100.023	10,002,300.00	72		1.251	1.251
083763PV8	12/22/16	MUNICIPAL	Bergen Cty, NJ GO	1.750	12/14/17			2,400,000.00	100.385	2,409,240.00	2,401,916.26	100.044	2,401,056.00	75		1.351	1.351
419587DM9	12/20/16	MUNICIPAL	Haverstraw Village, NY GO	1.750	12/20/17			5,700,000.00	100.444	5,725,308.00	5,705,553.68	100.050	5,702,850.00	81		1.300	1.300
065388ZN6	03/27/17	CP - DISC	Bk of Tokyo Mitsuishi NY		12/22/17			15,000,000.00	98.853	14,827,875.00	14,947,725.00	99.700	14,955,045.00	83		1.548	1.548
63873JZN3	03/28/17	CP - DISC	Notixis NY		12/22/17			20,000,000.00	98.879	19,775,833.33	19,931,666.60	99.712	19,942,360.00	83		1.517	1.517
981306PZ0	12/21/16	MUNICIPAL	City of Worcester, MA	2.500	01/23/18			10,000,000.00	101.342	10,134,200.00	10,038,439.20	100.234	10,023,400.00	115		1.253	1.253
224507JY0	02/15/17	MUNICIPAL	Cranford Township, NJ GO	1.500	02/07/18			10,000,000.00	100.192	10,019,200.00	10,006,872.70	100.156	10,015,600.00	130		1.301	1.301
235218L28	02/24/17	MUNICIPAL	City of Dallas, TX GO		02/15/18			1,230,000.00	98.648	1,213,370.40	1,223,618.98	99.211	1,220,295.30	138		1.401	1.401
67868JDN0	04/05/13	MUNICIPAL	Oklahoma Cty Fina Auth Ed Rev	4.000	03/01/18			4,650,000.00	112.334	5,223,531.00	4,700,218.56	101.173	4,704,544.50	152		1.390	1.390
22533UC50	06/08/17	CP - DISC	Credit Agricole		03/05/18			10,000,000.00	98.920	9,892,000.00	9,938,000.00	99.393	9,939,330.00	156		1.456	1.456
379640DR3	04/07/17	MUNICIPAL	Gloucester City, NJ GO	2.250	03/07/18			2,160,000.00	100.766	2,176,545.60	2,167,777.43	100.279	2,166,026.40	158		1.401	1.401
379640DS1	04/11/17	MUNICIPAL	Gloucester City, NJ GO	2.125	03/07/18			2,740,000.00	100.648	2,757,755.20	2,748,447.17	100.226	2,746,192.40	158		1.400	1.400
09659KCP3	06/26/17	CP - DISC	BNP Paribas NY		03/23/18			5,000,000.00	98.890	4,944,500.00	4,964,438.90	99.319	4,965,925.00	174		1.497	1.497
46640QCP4	06/26/17	CP - DISC	J.P.Morgan Sec		03/23/18			20,000,000.00	98.890	19,778,000.00	19,857,755.60	99.319	19,863,700.00	174		1.497	1.497
443728EP1	04/06/17	MUNICIPAL	Hudson Cty, NJ Imprv Auth	2.125	04/05/18			4,237,000.00	100.712	4,267,167.44	4,252,415.22	100.273	4,248,567.01	187		1.401	1.401
5148X1D67	07/11/17	CP - DISC	Lanitesbank Baden-Wuert		04/06/18			25,000,000.00	98.834	24,708,583.33	24,797,416.75	99.191	24,797,650.00	188		1.578	1.578
674630BV9	07/11/17	MUNICIPAL	Village of Ocean Beach, NY	2.000	04/12/18			4,500,000.00	100.409	4,518,405.00	4,512,916.98	100.250	4,511,250.00	194		1.450	1.450

# Detail of Investment Holdings (cont.)

As of September 30, 2017

CUSIP	Settle Date	Sec. Type	Sec. Description	CPN	Mty Date	Next Call	Call Type	Par Value	Purch Price	Orig Cost	Book Value	Mkt Price	Market Value	Days to Mty	Days to Call	YTM	YTW
<b>General Fund</b>																	
442368K09	08/22/16	MUNICIPAL	Houston Cmty Clg, TX Rev	1.860	04/15/18			1,295,000.00	101.483	1,314,204.85	1,301,316.87	100.208	1,297,693.60	197		0.950	0.950
46640QDT5	08/01/17	CP - DISC	J.P.Morgan Sec		04/27/18			10,000,000.00	98.879	9,887,916.67	9,913,333.30	99.127	9,912,680.00	209		1.517	1.517
4497W1E28	08/11/17	CP - DISC	ING Funding LLC		05/02/18			15,000,000.00	98.907	14,836,100.00	14,867,762.55	99.096	14,864,460.00	214		1.506	1.506
46640QE72	08/10/17	CP - DISC	J.P.Morgan Sec		05/07/18			11,000,000.00	98.853	10,873,775.00	10,898,085.00	99.039	10,894,268.00	219		1.548	1.548
682455B01	05/18/17	MUNICIPAL	Oneida Cty, NY BANS	1.750	05/17/18			7,750,000.00	100.393	7,780,457.50	7,769,077.79	100.192	7,764,880.00	229		1.351	1.351
540295LQ3	05/31/17	MUNICIPAL	Borough of Lodi, NJ BANS	1.875	05/18/18			5,370,000.00	100.450	5,394,165.00	5,385,721.00	100.237	5,382,726.90	230		1.402	1.402
3135G0XG3	05/21/13	AGCY CALL	FNMA	1.000	05/21/18	11/21/2017	QRTLY	20,000,000.00	99.900	19,980,000.00	19,997,388.40	99.854	19,970,880.00	233	52	1.021	1.021
951631QG8	06/08/17	MUNICIPAL	Town of W Bridgewater, MA	2.000	06/01/18			2,190,000.00	100.628	2,203,753.20	2,199,335.27	100.364	2,197,971.60	244		1.351	1.351
443728ET3	06/15/17	MUNICIPAL	Hudson Cty, NJ Imprv Auth	2.000	06/15/18			8,000,000.00	100.492	8,039,360.00	8,027,713.76	100.269	8,021,520.00	258		1.501	1.501
476576MQ3	06/22/17	MUNICIPAL	Jersey City, NJ GO	1.875	06/22/18			6,955,000.00	100.369	6,980,663.95	6,973,562.41	100.208	6,969,466.40	265		1.500	1.500
479556PQ9	08/16/17	MUNICIPAL	City of Johnstown, NY BANS	2.000	08/10/18			6,750,000.00	100.435	6,779,362.50	6,775,600.19	100.279	6,768,832.50	314		1.545	1.545
63165TYE9	07/14/17	MUNICIPAL	Nassau Cty, NY BANS	1.560	12/14/18			10,000,000.00	100.038	10,003,800.00	10,003,220.50	99.996	9,999,600.00	440		1.534	1.534
63165TYE9	08/02/17	MUNICIPAL	Nassau Cty, NY BANS	1.560	12/14/18			5,000,000.00	100.035	5,001,750.00	5,001,539.60	99.996	4,999,800.00	440		1.535	1.535
3135G0G31	11/04/15	AGCY CALL	FNMA	1.200	01/29/19	10/29/2017	QRTLY	15,000,000.00	99.750	14,962,500.00	14,984,404.05	99.540	14,931,075.00	486	29	1.279	1.279
341271AA2	06/10/16	MUNICIPAL	FL SBA Rev	2.163	07/01/19			10,000,000.00	102.094	10,209,400.00	10,120,932.10	100.428	10,042,800.00	639		1.460	1.460
<b>Total for General Fund</b>								<b>344,338,735.20</b>	<b>99.993</b>	<b>344,293,827.75</b>	<b>343,862,065.24</b>	<b>99.805</b>	<b>343,656,481.69</b>	<b>188</b>		<b>1.372</b>	<b>1.372</b>
<b>Promotion &amp; Development Fund 74</b>																	
BST-PTHOU		BANK DEP	BB&T					3,989,938.48	100.000	3,989,938.48	3,989,938.48	100.000	3,989,938.48	1		1.000	1.000
<b>Total for Promotion &amp; Development Fund 74</b>								<b>3,989,938.48</b>	<b>100.000</b>	<b>3,989,938.48</b>	<b>3,989,938.48</b>	<b>100.000</b>	<b>3,989,938.48</b>	<b>1</b>		<b>1.000</b>	<b>1.000</b>
<b>Total for Port of Houston Authority</b>								<b>384,867,560.83</b>	<b>99.994</b>	<b>384,824,453.38</b>	<b>384,392,890.87</b>	<b>99.825</b>	<b>384,187,307.32</b>	<b>188</b>		<b>1.332</b>	<b>1.332</b>

Note: Bank deposits at BB&T and JPMorgan Chase are fully collateralized in accordance with Chapter 2257, Texas Government Code ("Public Funds Collateral Act").



# Investment Transactions

Quarter Ended September 30, 2017

Trade Date	Settle Date	CUSIP	Security Type	Security Description	Coupon	Mty Date	Call Date	Par Value	Price	Principal Amount	Int Purchased / Received	Total Amount	Realized Gain / Loss	YTM	YTW
<b>General Fund</b>															
<b>Maturities</b>															
08/01/17	08/01/17	14329NDT8	MUNICIPAL	City of Carmel, IN Redeem Au	1.238	08/01/17		2,805,000.00	100.000	2,805,000.00	0.00	2,805,000.00			1.238
08/01/17	08/01/17	661334DR0	MUNICIPAL	N Orange Cty CC Dist, CA	1.240	08/01/17		4,250,000.00	100.000	4,250,000.00	0.00	4,250,000.00			1.240
08/01/17	08/01/17	796720JG6	MUNICIPAL	San Bernardino CC Dist, CA	1.686	08/01/17		1,250,000.00	100.000	1,250,000.00	0.00	1,250,000.00			1.686
08/04/17	08/04/17	094171JD8	MUNICIPAL	Township of Bloomfield, NJ	1.500	08/04/17		1,072,000.00	100.000	1,072,000.00	0.00	1,072,000.00			1.050
08/10/17	08/10/17	06538BVA8	CP - DISC	Bk of Tokyo Mitsubishi NY		08/10/17		11,000,000.00	100.000	11,000,000.00	0.00	11,000,000.00			1.313
08/11/17	08/11/17	09659BVB3	CP - DISC	BNP Paribas NY		08/11/17		20,000,000.00	100.000	20,000,000.00	0.00	20,000,000.00			1.313
08/11/17	08/11/17	63873JVB3	CP - DISC	Natixis NY		08/11/17		5,000,000.00	100.000	5,000,000.00	0.00	5,000,000.00			1.267
09/15/17	09/15/17	00280NWF3	CP - DISC	Abbley Nat'l Treas Svc		09/15/17		10,000,000.00	100.000	10,000,000.00	0.00	10,000,000.00			1.354
<b>Total for: Maturities</b>								<b>55,377,000.00</b>		<b>55,377,000.00</b>	<b>0.00</b>	<b>55,377,000.00</b>			<b>1.310</b>
<b>Purchases</b>															
07/05/17	07/11/17	674630BV9	MUNICIPAL	Village of Ocean Beach, NY	2.000	04/12/18		4,500,000.00	100.409	4,518,405.00	1,250.00	4,519,655.00			1.450
07/10/17	07/11/17	5148X1D67	CP - DISC	Landesbank Baden-Wuert		04/06/18		25,000,000.00	98.834	24,708,583.33	0.00	24,708,583.33			1.578
07/12/17	07/14/17	63165TYE9	MUNICIPAL	Nassau Cty, NY BANS	1.560	12/14/18		10,000,000.00	100.038	10,003,800.00	13,433.33	10,017,233.33			1.534
08/01/17	08/01/17	46640QDT5	CP - DISC	J.P.Morgan Sec		04/27/18		10,000,000.00	98.879	9,887,916.67	0.00	9,887,916.67			1.517
08/01/17	08/02/17	63165TYE9	MUNICIPAL	Nassau Cty, NY BANS	1.560	12/14/18		5,000,000.00	100.035	5,001,750.00	10,616.67	5,012,366.67			1.535
08/10/17	08/11/17	4497W1E28	CP - DISC	ING Funding LLC		05/02/18		15,000,000.00	98.907	14,836,100.00	0.00	14,836,100.00			1.506
08/10/17	08/10/17	46640QE72	CP - DISC	J.P.Morgan Sec		05/07/18		11,000,000.00	98.853	10,873,775.00	0.00	10,873,775.00			1.548
08/14/17	08/16/17	479556PQ9	MUNICIPAL	City of Johnstown, NY BANS	2.000	08/10/18		6,750,000.00	100.435	6,779,362.50	2,250.00	6,781,612.50			1.545
<b>Total for: Purchases</b>								<b>87,250,000.00</b>		<b>86,809,892.50</b>	<b>27,550.00</b>	<b>86,837,442.50</b>			<b>1.538</b>
<b>Income Payments</b>															
07/03/17	07/01/17	341271AA2	MUNICIPAL	FL SBA Rev	2.163	07/01/19				0.00	108,150.00	108,150.00			
07/31/17	07/29/17	3135G0G31	AGCY CALL	FNMA	1.200	01/29/19				0.00	90,000.00	90,000.00			
08/01/17	08/01/17	14329NDT8	MUNICIPAL	City of Carmel, IN Redeem Au	1.238	08/01/17				0.00	17,362.95	17,362.95			
08/01/17	08/01/17	661334DR0	MUNICIPAL	N Orange Cty CC Dist, CA	1.240	08/01/17				0.00	26,350.00	26,350.00			
08/01/17	08/01/17	796720JG6	MUNICIPAL	San Bernardino CC Dist, CA	1.686	08/01/17				0.00	10,537.50	10,537.50			
08/04/17	08/04/17	094171JD8	MUNICIPAL	Township of Bloomfield, NJ	1.500	08/04/17				0.00	16,035.33	16,035.33			
09/01/17	09/01/17	67868UDN0	MUNICIPAL	Oklahoma Cty Fina Auth Ed	4.000	03/01/18				0.00	93,000.00	93,000.00			
<b>Total for: Income Payments</b>										<b>0.00</b>	<b>361,435.78</b>	<b>361,435.78</b>			

# Changes in Book and Market Values

CUSIP	Security Type	Security Description	06/30/17 Book Value	Cost of Purchases	Maturities / Calls / Sales	Amortization / Accretion	Realized Gain/(Loss)	09/30/17 Book Value	06/30/17 Market Value	09/30/17 Market Value	Change in Mkt Value
<b>Debt Service Fund</b>											
BBT-PTHOU	BANK DEP	BB&T	36,209,627.08	331,260.07	0.00	0.00	0.00	36,540,887.15	36,209,627.08	36,540,887.15	331,260.07
CB-PORHOU	BANK DEP	Citibank	0.00	0.00	0.00	0.00	0.00	0.00	0.00	0.00	0.00
<b>Total for Debt Service Fund</b>			<b>36,209,627.08</b>	<b>331,260.07</b>	<b>0.00</b>	<b>0.00</b>	<b>0.00</b>	<b>36,540,887.15</b>	<b>36,209,627.08</b>	<b>36,540,887.15</b>	<b>331,260.07</b>
<b>General Fund</b>											
BBT-PTHOU	BANK DEP	BB&T	88,259,639.40	15,261,799.93	(81,217,278.05)	0.00	0.00	22,304,161.28	88,259,639.40	22,304,161.28	(65,955,478.12)
CB-PORHOU	BANK DEP	Citibank	0.00	0.00	0.00	0.00	0.00	0.00	0.00	0.00	0.00
JPM-PHA	BANK DEP	JPM Chase Bk	1,074,262.07	0.00	(1,003,952.61)	0.00	0.00	70,309.46	1,074,262.07	70,309.46	(1,003,952.61)
LOGIC	LGIP	LOGIC	0.00	2,004,676.39	0.00	0.00	0.00	2,004,676.37	0.00	2,004,676.37	2,004,676.37
TEXPRIME	LGIP	TexPool Prime	0.00	2,004,588.11	0.00	0.00	0.00	2,004,588.09	0.00	2,004,588.09	2,004,588.09
14329NDT8	MUNICIPAL	City of Carmel, IN Relev Auth 1.238 08/01/17	2,805,000.00	0.00	(2,805,000.00)	0.00	0.00	0.00	2,804,775.60	0.00	(2,804,775.60)
661334DR0	MUNICIPAL	N Orange Cty CC Dist, CA 1.240 08/01/17	4,250,000.00	0.00	(4,250,000.00)	0.00	0.00	0.00	4,250,637.50	0.00	(4,250,637.50)
796720JG6	MUNICIPAL	San Bernardino CC Dist, CA 1.686 08/01/17	1,250,000.00	0.00	(1,250,000.00)	0.00	0.00	0.00	1,250,100.00	0.00	(1,250,100.00)
094171JD8	MUNICIPAL	Township of Bloomfield, NJ 1.500 08/04/17	1,072,444.59	0.00	(1,072,000.00)	(444.59)	0.00	0.00	1,072,160.80	0.00	(1,072,160.80)
06538BVA8	CP - DISC	Bk of Tokyo Mitsubishi NY 0.000 08/10/17	10,984,111.16	0.00	(11,000,000.00)	15,888.84	0.00	0.00	10,984,875.00	0.00	(10,984,875.00)
09659BVB3	CP - DISC	BNP Paribas NY 0.000 08/11/17	19,970,388.80	0.00	(20,000,000.00)	29,611.20	0.00	0.00	19,971,820.00	0.00	(19,971,820.00)
63873JVB3	CP - DISC	Natixis NY 0.000 08/11/17	4,992,853.45	0.00	(5,000,000.00)	7,146.55	0.00	0.00	4,993,095.00	0.00	(4,993,095.00)
00280NWF3	CP - DISC	Abbeey Natl Treas Svc 0.000 09/15/17	9,971,711.10	0.00	(10,000,000.00)	28,288.90	0.00	0.00	9,974,210.00	0.00	(9,974,210.00)
443728EQ9	MUNICIPAL	Hudson Cty, NJ Imprv Auth 2.125 10/31/17	1,998,776.62	0.00	0.00	(5,110.23)	0.00	1,993,666.39	1,997,458.08	1,993,314.72	(4,143.36)
443728EM8	MUNICIPAL	Hudson Cty, NJ Imprv Auth 1.750 11/01/17	10,019,766.70	0.00	0.00	(14,825.00)	0.00	10,004,941.70	10,023,400.00	10,005,700.00	(17,700.00)
094228BF9	MUNICIPAL	Township of Bloomfield, NJ Pkg Auth 2.000	3,046,625.95	0.00	0.00	(4,876.70)	0.00	3,041,749.25	3,043,222.40	3,040,851.20	(2,371.20)
621545EX6	MUNICIPAL	Township of Mt. Holly, NJ 2.000 11/13/17	6,014,214.82	0.00	0.00	(13,782.84)	0.00	6,000,431.98	6,009,824.16	5,999,034.96	(10,789.20)
476576MN0	MUNICIPAL	Jersey City, NJ GO 2.000 12/08/17	10,032,272.20	0.00	0.00	(18,500.00)	0.00	10,013,772.20	10,021,100.00	10,009,100.00	(12,000.00)
702725WD0	MUNICIPAL	Passaic Cty, NJ GO 1.750 12/11/17	10,022,031.90	0.00	0.00	(12,435.20)	0.00	10,009,596.70	10,002,800.00	10,002,300.00	(500.00)
083763PV8	MUNICIPAL	Bergen Cty, NJ GO 1.750 12/14/17	2,404,278.74	0.00	0.00	(2,362.48)	0.00	2,401,916.26	2,402,400.00	2,401,056.00	(1,344.00)
419587DM9	MUNICIPAL	Haverstraw Village, NY GO 1.750 12/20/17	5,711,880.68	0.00	0.00	(6,327.00)	0.00	5,705,553.68	5,706,156.00	5,702,850.00	(3,306.00)
06538BZN6	CP - DISC	Bk of Tokyo Mitsubishi NY 0.000 12/22/17	14,889,075.00	0.00	0.00	58,650.00	0.00	14,947,725.00	14,939,475.00	14,955,045.00	15,570.00
63873JZN3	CP - DISC	Natixis NY 0.000 12/22/17	19,855,000.00	0.00	0.00	76,666.60	0.00	19,931,666.60	19,864,860.00	19,942,360.00	77,500.00
981306PZ0	MUNICIPAL	City of Worcester, MA 2.500 01/23/18	10,069,460.30	0.00	0.00	(31,021.10)	0.00	10,038,439.20	10,038,800.00	10,023,400.00	(15,400.00)
224507JY0	MUNICIPAL	Cranford Township, NJ GO 1.500 02/07/18	10,011,781.80	0.00	0.00	(4,909.10)	0.00	10,006,872.70	10,026,200.00	10,015,600.00	(10,600.00)
235218L28	MUNICIPAL	City of Dallas, TX GO 0.000 02/15/18	1,219,361.26	0.00	0.00	4,257.72	0.00	1,223,618.98	1,216,310.10	1,220,295.30	3,985.20
67868UDN0	MUNICIPAL	Oklahoma Cty Fina Auth Ed Rev 4.000 03/17	4,730,211.01	0.00	0.00	(29,992.45)	0.00	4,700,218.56	4,736,211.00	4,704,544.50	(31,666.50)
22533UC50	CP - DISC	Credit Agricole 0.000 03/05/18	9,901,200.00	0.00	0.00	36,800.00	0.00	9,938,000.00	9,896,670.00	9,939,330.00	42,660.00

# Changes in Book and Market Values (cont.)

CUSIP	Security Type	Security Description	06/30/17 Book Value	Cost of Purchases	Maturities / Calls / Sales	Amortization / Accretion	Realized Gain/(Loss)	09/30/17 Book Value	06/30/17 Market Value	09/30/17 Market Value	Change in Mkt Value
<b>General Fund</b>											
379640DR3	MUNICIPAL	Gloucester City, NJ GO 2.250 03/07/18	2,172,334.90	0.00	0.00	(4,557.47)	0.00	2,167,777.43	2,169,136.80	2,166,026.40	(3,110.40)
379640DS1	MUNICIPAL	Gloucester City, NJ GO 2.125 03/07/18	2,753,397.09	0.00	0.00	(4,949.92)	0.00	2,748,447.17	2,749,316.00	2,746,192.40	(3,123.60)
09659KCP3	CP - DISC	BNP Paribas NY 0.000 03/23/18	4,945,527.80	0.00	0.00	18,911.10	0.00	4,964,438.90	4,944,585.00	4,965,925.00	21,340.00
46640QCP4	CP - DISC	J.P.Morgan Sec 0.000 03/23/18	19,782,111.20	0.00	0.00	75,644.40	0.00	19,857,755.60	19,772,420.00	19,863,700.00	91,280.00
443728EP1	MUNICIPAL	Hudson Cty, NJ Imprv Auth 2.125 04/05/18	4,260,039.96	0.00	0.00	(7,624.74)	0.00	4,252,415.22	4,255,007.25	4,248,567.01	(6,440.24)
5148X1D67	CP - DISC	Landesbank Baden-Wuertt 0.000 04/06/18	0.00	24,708,583.33	0.00	88,833.42	0.00	24,797,416.75	0.00	24,797,650.00	24,797,650.00
674630BV9	MUNICIPAL	Village of Ocean Beach, NY 2.000 04/12/18	0.00	4,518,405.00	0.00	(5,488.02)	0.00	4,512,916.98	0.00	4,511,250.00	4,511,250.00
442368KU9	MUNICIPAL	Houston Cmty Ctg, TX Rev 1.860 04/15/18	1,304,234.50	0.00	0.00	(2,917.63)	0.00	1,301,316.87	1,298,975.65	1,297,693.60	(1,282.05)
46640QDT5	CP - DISC	J.P.Morgan Sec 0.000 04/27/18	0.00	9,887,916.67	0.00	25,416.63	0.00	9,913,333.30	0.00	9,912,680.00	9,912,680.00
4497W1E28	CP - DISC	ING Funding LLC 0.000 05/02/18	0.00	14,836,100.00	0.00	31,662.55	0.00	14,867,762.55	0.00	14,864,460.00	14,864,460.00
46640QE72	CP - DISC	J.P.Morgan Sec 0.000 05/07/18	0.00	10,873,775.00	0.00	24,310.00	0.00	10,898,085.00	0.00	10,894,268.00	10,894,268.00
682455BV1	MUNICIPAL	Oneida Cty, NY BANS 1.750 05/17/18	7,776,775.86	0.00	0.00	(7,698.07)	0.00	7,769,077.79	7,772,630.00	7,764,880.00	(7,750.00)
540295LQ3	MUNICIPAL	Borough of Loaf, NJ BANS 1.875 05/18/18	5,392,036.82	0.00	0.00	(6,315.82)	0.00	5,385,721.00	5,389,009.80	5,382,726.90	(6,282.90)
3135G0XG3	AGCY CALL	FNMA 1.000 05/21/18	19,996,370.60	0.00	0.00	1,017.80	0.00	19,997,388.40	19,954,860.00	19,970,880.00	16,020.00
951631QG8	MUNICIPAL	Town of W Bridgewater, MA 2.000 06/01/18	2,202,869.62	0.00	0.00	(3,534.35)	0.00	2,199,335.27	2,201,366.10	2,197,971.60	(3,394.50)
443728ET3	MUNICIPAL	Hudson Cty, NJ Imprv Auth 2.000 06/15/18	8,037,634.64	0.00	0.00	(9,920.88)	0.00	8,027,713.76	8,031,200.00	8,021,520.00	(9,680.00)
476576MQ3	MUNICIPAL	Jersey City, NJ GO 1.875 06/22/18	6,980,031.11	0.00	0.00	(6,468.70)	0.00	6,973,562.41	6,977,742.85	6,969,466.40	(8,276.45)
479556PC9	MUNICIPAL	City of Johnstown, NY BANS 2.000 08/10/1	0.00	6,779,362.50	0.00	(3,762.31)	0.00	6,775,600.19	0.00	6,768,832.50	6,768,832.50
63165TYE9	MUNICIPAL	Nassau Cty, NY BANS 1.560 12/14/18	0.00	15,005,550.00	0.00	(789.90)	0.00	15,004,760.10	0.00	14,999,400.00	14,999,400.00
3135G0G31	AGCY CALL	FNMA 1.200 01/29/19	14,981,494.35	0.00	0.00	2,909.70	0.00	14,984,404.05	14,936,625.00	14,931,075.00	(5,550.00)
341271AA2	MUNICIPAL	FL SBA Rev 2.163 07/01/19	10,137,993.50	0.00	0.00	(17,061.40)	0.00	10,120,932.10	10,056,700.00	10,042,800.00	(13,900.00)
<b>Total for General Fund</b>			<b>375,279,199.50</b>	<b>105,880,758.93</b>	<b>(137,508,230.86)</b>	<b>300,339.51</b>	<b>0.00</b>	<b>343,862,065.24</b>	<b>375,070,036.58</b>	<b>343,856,481.89</b>	<b>(31,413,554.87)</b>
<b>Promotion &amp; Development Fund 74</b>											
BBT-PTHOU	BANK DEP	BB&T	4,739,894.65	0.00	(749,956.17)	0.00	0.00	3,989,938.48	4,739,894.65	3,989,938.48	(749,956.17)
CB-PORHOU	BANK DEP	Citibank	0.00	0.00	0.00	0.00	0.00	0.00	0.00	0.00	0.00
<b>Total for Promotion &amp; Development Fund 74</b>			<b>4,739,894.65</b>	<b>0.00</b>	<b>(749,956.17)</b>	<b>0.00</b>	<b>0.00</b>	<b>3,989,938.48</b>	<b>4,739,894.65</b>	<b>3,989,938.48</b>	<b>(749,956.17)</b>
<b>Total for Port of Houston Authority</b>			<b>416,228,721.23</b>	<b>106,212,017.00</b>	<b>(138,348,186.83)</b>	<b>300,339.51</b>	<b>0.00</b>	<b>384,392,890.87</b>	<b>416,019,558.29</b>	<b>384,187,307.32</b>	<b>(31,832,250.97)</b>

# Investment Income

## Quarter Ended September 30, 2017

CUSIP	Security Type	Security Description	Beg. Accrued	Interest Earned	Interest Rec'd / Sold / Matured	Interest Purchased	Ending Accrued	Disc Accr / Prem Amort	Net Income
<b>Debt Service Fund</b>									
BBT-PTHOU	BANK DEP	BB&T	0.00	82,634.21	82,634.21	0.00	0.00	0.00	82,634.21
<b>Total for Debt Service Fund</b>			<b>0.00</b>	<b>82,634.21</b>	<b>82,634.21</b>	<b>0.00</b>	<b>0.00</b>	<b>0.00</b>	<b>82,634.21</b>
<b>General Fund</b>									
BBT-PTHOU	BANK DEP	BB&T	0.00	125,549.09	125,549.09	0.00	0.00	0.00	125,549.09
LOGIC	LGIP	LOGIC	0.00	4,676.37	4,676.37	0.00	0.00	0.00	4,676.37
TEXPRIME	LGIP	TexPool Prime	0.00	4,588.09	4,588.09	0.00	0.00	0.00	4,588.09
14329NDT8	MUNICIPAL	City of Carmel, IN Redev Auth 1.238 08/01/17	14,469.13	2,893.82	17,362.95	0.00	0.00	0.00	2,893.82
661334DR0	MUNICIPAL	N Orange Cty CC Dist, CA 1.240 08/01/17	21,958.33	4,391.67	26,350.00	0.00	0.00	0.00	4,391.67
796720JG6	MUNICIPAL	San Bernardino CC Dist, CA 1.686 08/01/17	8,781.25	1,756.25	10,537.50	0.00	0.00	0.00	1,756.25
094171JD8	MUNICIPAL	Township of Bloomfield, NJ 1.500 08/04/17	14,561.33	1,474.00	16,035.33	0.00	0.00	(444.59)	1,029.41
065388VA8	CP - DISC	Bk of Tokyo Mitsubishi NY 0.000 08/10/17	0.00	0.00	0.00	0.00	0.00	15,888.84	15,888.84
096598VB3	CP - DISC	BNP Paribas NY 0.000 08/11/17	0.00	0.00	0.00	0.00	0.00	29,611.20	29,611.20
63873JVB3	CP - DISC	Natixis NY 0.000 08/11/17	0.00	0.00	0.00	0.00	0.00	7,146.55	7,146.55
00280NWF3	CP - DISC	Abbey Natl Treas Srvc 0.000 09/15/17	0.00	0.00	0.00	0.00	0.00	28,288.90	28,288.90
443728EQ9	MUNICIPAL	Hudson Cty, NJ Imprv Auth 2.125 10/31/17	9,994.58	10,582.50	0.00	0.00	20,577.08	(5,110.23)	5,472.27
443728EM8	MUNICIPAL	Hudson Cty, NJ Imprv Auth 1.750 11/01/17	116,666.67	43,750.00	0.00	0.00	160,416.67	(14,825.00)	28,925.00
094228BF9	MUNICIPAL	Township of Bloomfield, NJ Pkg Auth 2.000 11/03/17	40,195.56	15,200.00	0.00	0.00	55,395.56	(4,876.70)	10,323.30
621545EX6	MUNICIPAL	Township of Mt. Holly, NJ 2.000 11/13/17	75,591.00	29,970.00	0.00	0.00	105,561.00	(13,782.84)	16,187.16
476576MN0	MUNICIPAL	Jersey City, NJ GO 2.000 12/08/17	112,777.78	50,000.00	0.00	0.00	162,777.78	(18,500.00)	31,500.00
702725VD0	MUNICIPAL	Passaic Cty, NJ GO 1.750 12/11/17	96,369.86	44,109.59	0.00	0.00	140,479.45	(12,435.20)	31,674.39
083763PV8	MUNICIPAL	Bergen Cty, NJ GO 1.750 12/14/17	22,983.33	10,500.00	0.00	0.00	33,483.33	(2,362.48)	8,137.52
419587DM9	MUNICIPAL	Haverstraw Village, NY GO 1.750 12/20/17	52,922.92	24,937.50	0.00	0.00	77,860.42	(6,327.00)	18,610.50
065388ZN6	CP - DISC	Bk of Tokyo Mitsubishi NY 0.000 12/22/17	0.00	0.00	0.00	0.00	0.00	58,650.00	58,650.00
63873JZN3	CP - DISC	Natixis NY 0.000 12/22/17	0.00	0.00	0.00	0.00	0.00	76,666.60	76,666.60
981306PZ0	MUNICIPAL	City of Worcester, MA 2.500 01/23/18	131,944.44	62,500.00	0.00	0.00	194,444.44	(31,021.10)	31,478.90
224507JY0	MUNICIPAL	Cranford Township, NJ GO 1.500 02/07/18	60,000.00	37,500.00	0.00	0.00	97,500.00	(4,909.10)	32,590.90
235218L28	MUNICIPAL	City of Dallas, TX GO 0.000 02/15/18	0.00	0.00	0.00	0.00	0.00	4,257.72	4,257.72
67868UDN0	MUNICIPAL	Oklahoma Cty Fina Auth Ed Rev 4.000 03/01/18	62,000.00	46,500.00	93,000.00	0.00	15,500.00	(29,992.45)	16,507.55
22533UC50	CP - DISC	Credit Agricole 0.000 03/05/18	0.00	0.00	0.00	0.00	0.00	36,800.00	36,800.00
379640DR3	MUNICIPAL	Gloucester City, NJ GO 2.250 03/07/18	15,255.00	12,150.00	0.00	0.00	27,405.00	(4,557.47)	7,592.53
379640DS1	MUNICIPAL	Gloucester City, NJ GO 2.125 03/07/18	13,585.83	14,556.25	0.00	0.00	28,142.08	(4,949.92)	9,606.33
09659KCP3	CP - DISC	BNP Paribas NY 0.000 03/23/18	0.00	0.00	0.00	0.00	0.00	18,911.10	18,911.10

# Investment Income (cont.)

Quarter Ended September 30, 2017

CUSIP	Security Type	Security Description	Beg. Accrued	Interest Earned	Interest Rec'd / Sold / Matured	Interest Purchased	Ending Accrued	Disc Accr / Prem Amort	Net Income
<b>General Fund</b>									
46640QCP4	CP - DISC	J.P.Morgan Sec 0.000 03/23/18	0.00	0.00	0.00	0.00	0.00	75,644.40	75,644.40
443728EP1	MUNICIPAL	Hudson Cty, NJ Imprv Auth 2.125 04/05/18	21,258.56	22,509.06	0.00	0.00	43,767.62	(7,624.74)	14,884.32
5148X1D67	CP - DISC	Landesbank Baden-Wuertt 0.000 04/06/18	0.00	0.00	0.00	0.00	0.00	88,833.42	88,833.42
674630BV9	MUNICIPAL	Village of Ocean Beach, NY 2.000 04/12/18	0.00	20,000.00	0.00	(1,250.00)	21,250.00	(5,488.02)	14,511.98
442368KU9	MUNICIPAL	Houston Cmty Cig, TX Rev 1.860 04/15/18	5,085.03	6,021.75	0.00	0.00	11,106.78	(2,917.63)	3,104.12
46640QDT5	CP - DISC	J.P.Morgan Sec 0.000 04/27/18	0.00	0.00	0.00	0.00	0.00	25,416.63	25,416.63
4497WHE28	CP - DISC	ING Funding LLC 0.000 05/02/18	0.00	0.00	0.00	0.00	0.00	31,662.55	31,662.55
46640QE72	CP - DISC	J.P.Morgan Sec 0.000 05/07/18	0.00	0.00	0.00	0.00	0.00	24,310.00	24,310.00
682455BV1	MUNICIPAL	Oneida Cty, NY BANS 1.750 05/17/18	16,576.39	33,906.25	0.00	0.00	50,482.64	(7,698.07)	26,208.18
540295LQ3	MUNICIPAL	Borough of Lodi, NJ BANS 1.875 05/18/18	11,746.88	25,171.87	0.00	0.00	36,918.75	(6,315.82)	18,856.05
3135G0XG3	AGCY CALL	FNMA 1.000 05/21/18	22,222.22	50,000.00	0.00	0.00	72,222.22	1,017.80	51,017.80
951631QG8	MUNICIPAL	Town of W Bridgewater, MA 2.000 06/01/18	3,650.00	10,950.00	0.00	0.00	14,600.00	(3,534.35)	7,415.65
443728ET3	MUNICIPAL	Hudson Cty, NJ Imprv Auth 2.000 06/15/18	7,111.11	40,000.00	0.00	0.00	47,111.11	(9,920.88)	30,079.12
476576MQ3	MUNICIPAL	Jersey City, NJ GO 1.875 06/22/18	3,260.16	32,601.56	0.00	0.00	35,861.72	(6,468.70)	26,132.86
479656PQ9	MUNICIPAL	City of Johnstown, NY BANS 2.000 08/10/18	0.00	16,875.00	0.00	(2,250.00)	19,125.00	(3,762.31)	13,112.69
63165TYE9	MUNICIPAL	Nassau Cty, NY BANS 1.560 12/14/18	0.00	46,150.00	0.00	(24,050.00)	70,200.00	(789.90)	45,360.10
3135G0G31	AGCY CALL	FNMA 1.200 01/29/19	76,000.00	45,000.00	90,000.00	0.00	31,000.00	2,909.70	47,909.70
341271AA2	MUNICIPAL	FL SBA Rev 2.163 07/01/19	108,150.00	54,075.00	108,150.00	0.00	54,075.00	(17,061.40)	37,013.60
<b>Total for General Fund</b>			<b>1,145,117.36</b>	<b>950,845.62</b>	<b>498,249.33</b>	<b>(27,550.00)</b>	<b>1,627,263.65</b>	<b>300,339.51</b>	<b>1,251,185.13</b>
<b>Promotion &amp; Development Fund 74</b>									
BBT-PTHOU	BANK DEP	BB&T	0.00	9,945.58	9,945.58	0.00	0.00	0.00	9,945.58
<b>Total for Promotion &amp; Development Fund 74</b>			<b>0.00</b>	<b>9,945.58</b>	<b>9,945.58</b>	<b>0.00</b>	<b>0.00</b>	<b>0.00</b>	<b>9,945.58</b>
<b>Total for Port of Houston Authority</b>			<b>1,145,117.36</b>	<b>1,043,425.41</b>	<b>588,829.12</b>	<b>(27,550.00)</b>	<b>1,627,263.65</b>	<b>300,339.51</b>	<b>1,343,784.92</b>

# Compliance

## Requirement

### **4.6 Maturity**

- Weighted average maturity excluding construction, debt service and bond reserve funds  $\leq 2$  years
- Bond reserve funds  $\leq$  maturity date of the bonds
- Operating funds  $\leq 5$  years, Debt service funds  $\leq 1$  year, and Construction funds  $\leq 5$  years

### **4.7 Diversification**

- Avoid undue concentration of assets by staggering maturities
- Select maturities to provide stability of income and reasonable liquidity

## Actual Performance

### **4.6 Maturity**

- Compliant (weighted average days to call of 141 days, and weighted average final maturity of 168 days)
- Compliant (no investments in bond reserve funds currently)
- Compliant (operating and construction funds mature in less than 5 years; debt service funds invested in interest-bearing overnight bank deposits)

### **4.7 Diversification**

- Compliant (maturities through July 2019, with some call dates through October 2017)
- Compliant (\$67 million in overnight bank deposits, and \$131 million in CP maturing within 270 days)

# ***Compliance (cont.)***

## **Requirement**

### ***4.7 Diversification Limitations***

- No more than 40% of the portfolio (excluding major capex, debt service, bond reserve and capitalized interest) invested beyond 24 months
- Average maturity of portfolio shall not exceed two years
- Maximum 25% of portfolio invested in time deposits of a single issuer
- Maximum 20% of portfolio invested in a single municipal or Commercial Paper issuer
- Maximum 30% of portfolio invested in a single Federal agency issuer

## **Actual Performance**

### ***4.7 Diversification Limitations***

- Compliant (0% of the portfolio is invested beyond 24 months)
- Compliant (weighted average final maturity of 168 days, or 141 days to the call/put dates)
- Compliant (there are no investments in time deposits or CD's presently)
- Compliant (highest concentration for any single CP issuer is currently 11% of the portfolio)
- Compliant (highest concentration is 9% in FNMA)

# ***Glossary***

- Funds
- Terms
- Investment Types



## Glossary - Funds

<b>Bond Reserve Fund</b>	A restricted fund where monies are set aside to meet covenants under revenue bond indentures, and the total amount is typically equivalent to the one year average of principal and interest due on all outstanding revenue bonds.
<b>Construction Fund</b>	A restricted fund where proceeds of bond issuances are designated for construction projects, and which may be invested in longer-dated maturities structured to meet the timing of the construction projects.
<b>Debt Service Fund</b>	Also referred to as an Interest and Redemption (“I&R”) Fund, as monies in this fund are used to cover principal and interest payments due on our outstanding General Obligations tax bonds. Monies are received from the Harris County Tax Assessor-Collector representing ad valorem taxes levied and collected annually from Harris County taxpayers, net of collection fees. Any shortfalls due to timing differences may be met from temporary transfers from the Operating Fund, but Harris County should be contacted to resolve the issue.
<b>General Fund</b>	An unrestricted fund.
<b>General Obligations Fund</b>	Another term for a Construction Fund which is funded from proceeds of General Obligations bond issuances.
<b>Operating Fund</b>	A highly liquid General Fund used to meet current spending needs.
<b>P &amp; D Fund #74</b>	The Promotion and Development Fund was created by action of the Port Commission in accordance with Section 60.201 of the Texas Water Code, and is maintained pursuant to Section 5007.219 of the Texas Special District Local Laws Code. A navigation district may set aside up to 5% of gross income from operations to pay expenses connected with (1) any activity or matter incidental to the advertising, development, or promotion of the district or its ports, waterways, harbors or terminals; (2) furthering the general welfare of the district and its facilities; and/or (3) the betterment of the district's relations with steamship and rail lines, shippers, governmental officials, or others interested in ports, waterways, harbors or terminals. The P&D Fund has been audited by the State Auditor’s Office in the past and found to be in compliance with the statutes. On an ongoing basis, Port Houston’s Internal Audit department monitors the P&D Fund for compliance with statutory and internal policy requirements.

## **Glossary - Terms**

<b>Basis Points</b>	One basis point is equal to 0.01% per annum. One hundred basis points is the equivalent of 1.00% per annum.
<b>Book Value</b>	The cost basis of an investment, plus or minus any discount or premium paid.
<b>Bullet Maturity</b>	An investment with no (further) calls or put options prior to the final maturity date.
<b>Call or Call Option</b>	An instrument which may be “called” (i.e., redeemed) at the option of the issuer.
<b>Coupon Rate</b>	The interest rate specified in the debt instrument.
<b>Discount</b>	The difference between the par value of an investment and the price at which it is issued, when issued at a price below par.
<b>Effective Maturity</b>	The date used in place of the final stated maturity date of a security issued with call, put or prepayment features. Effective maturity takes into consideration the effect of such optional call, put or prepayment dates relative to the prevailing interest rate environment. For example, during periods of declining interest rates, bonds with call features tend to have shorter lifespans as the issuers have opportunity to refinance those bonds at lower rates.
<b>Effective Rate</b>	Another term for Yield.
<b>Face Value</b>	Another term for Par Value.
<b>In the Money</b>	For a callable security, when the market price is greater than the call price, it is referred to as “in the money”, indicating that the holder of the security should be able to sell the security at a premium (i.e., profit) as it is worth more than comparable securities or investments available at that time.
<b>Market Price or Market Value</b>	The price a willing buyer is willing to pay for an instrument.
<b>Muni or Municipal</b>	A debt security (bond or note) issued by a State, local government, political subdivision or municipality.
<b>Par Value</b>	The face amount or principal amount of an investment which the borrower agrees to repay at maturity and the amount on which interest payments are based. Par is often shown as a price of 100.00.

<b>Premium</b>	The difference between the par value of an investment and the price at which it is issued, when issued at a price above par.
<b>Put or Put Option</b>	An instrument which may be “put” back to the issuer (i.e., redeemed) at the option of the holder.
<b>Stated Rate</b>	Another term for Coupon Rate.
<b>Step Up or Step Note</b>	Investments which offer one or more increases in the Coupon Rate if the instruments are not called by specific date(s).
<b>Swap Transaction</b>	Exchanging one security or investment for another. This may include selling a security and purchasing another security that may have similar or different features (e.g., principal amount, call features, final maturity date, etc.).
<b>Yield, YTW, YTM</b>	The true interest rate (i.e., total interest received divided by the cost of the investment) on an annualized basis, often expressed as “Yield to Worst (call/put date)” and “Yield to Maturity”.

## **Glossary – Investment Types**

<b>Abbey Nat'l N America</b>	CP notes issued by Abbey National North America LLC, a Delaware limited liability company, guaranteed by parent company Santander UK plc
<b>AGCY</b>	Federal agency paper (may be callable, have bullet maturity and/or offer “step up” in interest rate)
<b>AGCY CALL</b>	Federal agency paper, callable at the agency’s option
<b>BANK DEP</b>	Bank deposit (generally collateralized or insured by FDIC)
<b>BB&amp;T</b>	Branch Banking and Trust Company
<b>Bk of Tokyo Mitsubishi</b>	CP notes issued by Bank of Tokyo-Mitsubishi UFJ, Ltd., New York Branch
<b>BNP Paribas</b>	CP notes issued by BNP Paribas Finance Inc., a Delaware corporation, guaranteed by parent, BNP Paribas, a large global bank
<b>Citibank or Citi</b>	Citibank, N.A.
<b>CMO</b>	Collateralized Mortgage Obligations
<b>CP</b>	Commercial Paper
<b>CP-DISC or DCP</b>	Commercial Paper purchased at a discount
<b>CRAGRICNA or Credit Agricole</b>	CP notes issued by Credit Agricole North America, Inc., a Delaware corporation, guaranteed by Credit Agricole Corporate and Investment Bank, a multinational French banking institution
<b>Deutsche Bk or DBKFIN</b>	CP notes issued by Deutsche Bank Financial LLC, a Delaware limited liability company, guaranteed by Deutsche Bank AG New York Branch
<b>FAMC or Farmer Mac</b>	Federal Agriculture Mortgage Corporation
<b>FDIC</b>	Federal Deposit Insurance Corporation
<b>FFCB</b>	Federal Farm Credit Bureau
<b>FHLB</b>	Federal Home Loan Bank
<b>FHLMC or Freddie Mac</b>	Federal Home Loan Mortgage Corporation
<b>FMCC</b>	Ford Motor Credit Company

<b>FNMA or Fannie Mae</b>	Federal National Mortgage Association
<b>FSN</b>	FHLMC Step Note
<b>GMAC</b>	General Motors Acceptance Corp.
<b>GO or GOB</b>	General Obligation Bond
<b>ING Funding LLC</b>	CP notes issued by ING (U.S.) Funding LLC, a Delaware limited liability company, guaranteed by ING Bank N.V., one of the world’s largest financial institutions
<b>JPM Chase Bk</b>	JPMorgan Chase Bank
<b>LGIP</b>	Local Government Investment Pool (e.g., TexSTAR, TexPool, TexPool Prime, LOGIC, etc.)
<b>LOGIC</b>	A local government investment pool
<b>Malayan Banking BHD</b>	CP issued by Malayan Banking Berhad, New York Branch, which are guaranteed by a letter of credit from Wells Fargo Bank, N.A.
<b>MM or MMF</b>	Money Market Fund
<b>Muni or Municipal</b>	Notes, bonds and other debt obligations issued by municipalities, state and local governments
<b>Natixis Finance</b>	CP notes issued by Natixis U.S. Finance Company, LLC, a Delaware limited liability company, guaranteed by Natixis, a French banking institution
<b>Rev</b>	Revenue bonds
<b>SLMA or Sallie Mae</b>	Student Loan Marketing Association
<b>Societe Generale</b>	CP notes issued by Societe Generale North America, Inc., a Delaware limited liability company, guaranteed by Societe Generale, a multinational French banking institution, also known as “Soc Gen”
<b>TexPool Prime</b>	A local government investment pool
<b>TexSTAR</b>	A local government investment pool
<b>Toyota Mtr Cr</b>	Toyota Motor Credit Corporation
<b>USTB</b>	U.S. Treasury Bill
<b>USTN</b>	U.S. Treasury Note