

Port of Houston Authority Investment Report



PORT HOUSTONSM
THE INTERNATIONAL PORT OF TEXAS

For the Quarter Ended
March 31, 2022

Table of Contents

Certification	3
Executive Summary	4
Investments	
Detail of Investment Holdings	8
Investment Transactions	13
Changes in Book and Market Values	17
Investment Income	22
Compliance	26
Glossary	28

Distribution

Commissioners (7)

R. Guenther

T. Heidt

Certification

The undersigned have prepared this report for the Port of Houston Authority (“Port Houston”) and certify that investment transactions entered into during the quarter ended March 31, 2022 were made in compliance with Port Houston’s Investment Policy and Chapter 2256 of the Texas Government Code (the “Public Funds Investment Act” or “PFIA”), which states: “Not less than quarterly, the investment officer shall prepare and submit to the governing body of the entity a written report of the investment transactions for all funds covered by this chapter for the preceding reporting period.” The report includes the disclosures required by the Policy and the PFIA. To the extent possible, market prices have been obtained from independent pricing sources.

Roland E. Gonzalez

Roland E. Gonzalez
Director, Treasury

David DeLoach

David DeLoach
Manager, Treasury

May 20, 2022

Executive Summary

- Port Houston continues to follow a conservative investment strategy, with the following objectives, in order of priority:

- Preservation and safety of principal
- Liquidity
- Yield

- Total Cash and Investments* at March 31, 2022:

– General and Operating Funds	\$ 625.7 million
– Promotion and Development Fund	4.3
– GO Bond Debt Service Fund	<u>43.6</u>
Total	\$ 673.6 million

– Series 2021 Project Fund	\$ 362.9 million
– Series 2021 Debt Service Fund	<u>6.7</u>
Total	<u>\$ 369.6 million</u>

Total Operating and Bond Funds \$ 1,043.2 million

** Investments at market value, and includes cash in regular bank accounts, some of which may not be considered part of the investment portfolio. All bank deposits are fully collateralized, per Texas statutes. Total may not sum due to rounding.*

Executive Summary - Operating Funds and GO Bond Funds

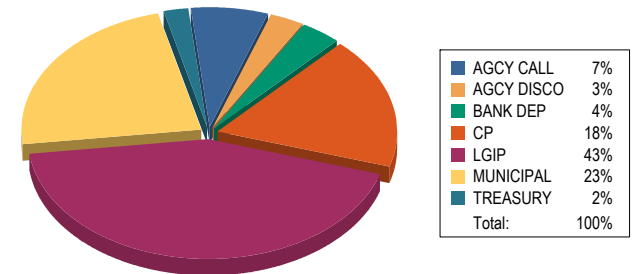
Account Summary

Allocation by Security Type

Beginning Values as of 12/31/21

Ending Values as of 03/31/22

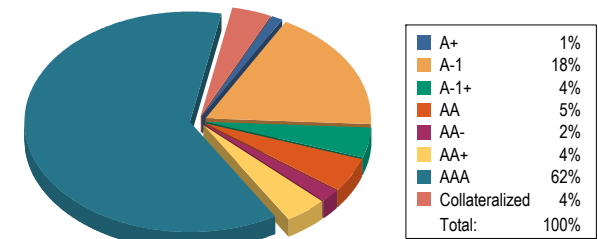
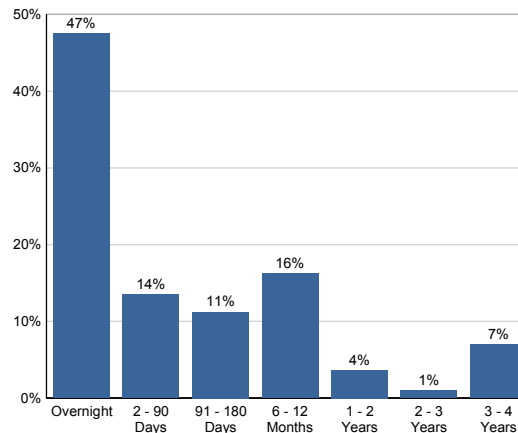
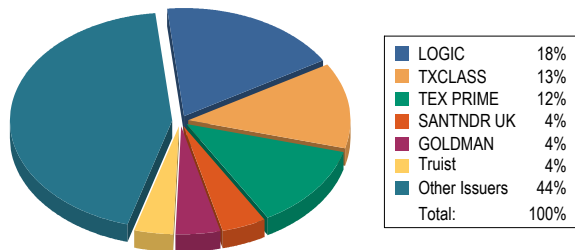
Par Value	546,668,906.72	677,323,724.81
Market Value	546,873,184.62	673,594,580.95
Book Value	547,849,164.44	678,067,135.13
Unrealized Gain/(Loss)	(975,979.82)	(4,472,554.18)
Market Value %	99.82%	99.34%
Weighted Avg. YTW	0.356%	0.432%
Weighted Avg. YTM	0.356%	0.432%



Allocation by Issuer

Maturity Distribution %

Credit Quality



Weighted Average Days to Maturity: 175

Executive Summary - Series 2021 Revenue Bond Funds

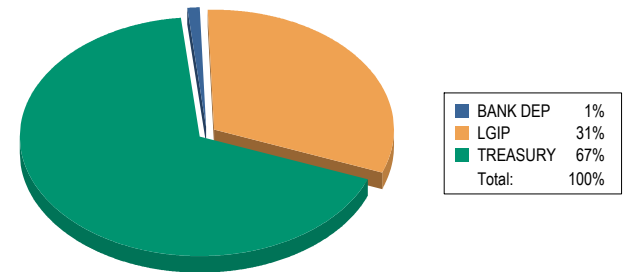
Account Summary

Allocation by Security Type

Beginning Values as of 12/31/21

Ending Values as of 03/31/22

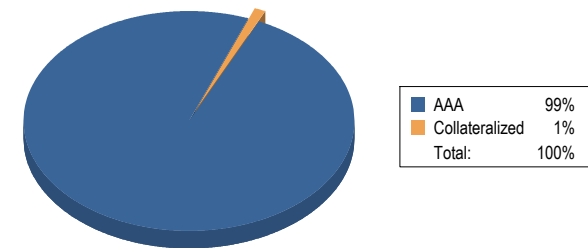
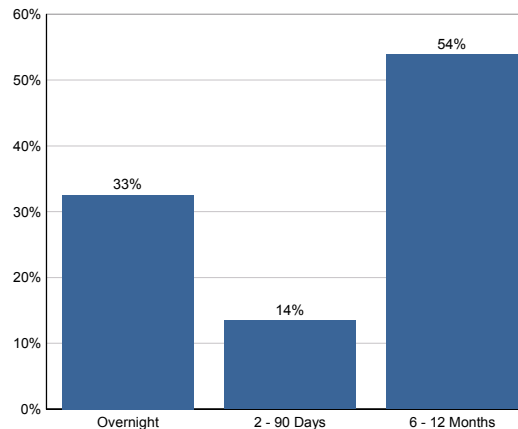
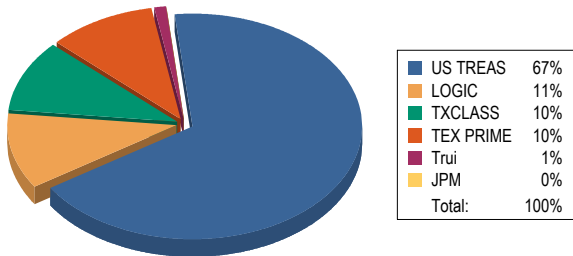
Par Value	401,702,949.83	370,322,076.77
Market Value	401,702,949.83	369,602,521.77
Book Value	401,702,949.83	370,263,839.27
Unrealized Gain/(Loss)	0.00	(661,317.50)
Market Value %	100.00%	99.82%
Weighted Avg. YTW	0.078%	0.686%
Weighted Avg. YTM	0.078%	0.686%



Allocation by Issuer

Maturity Distribution %

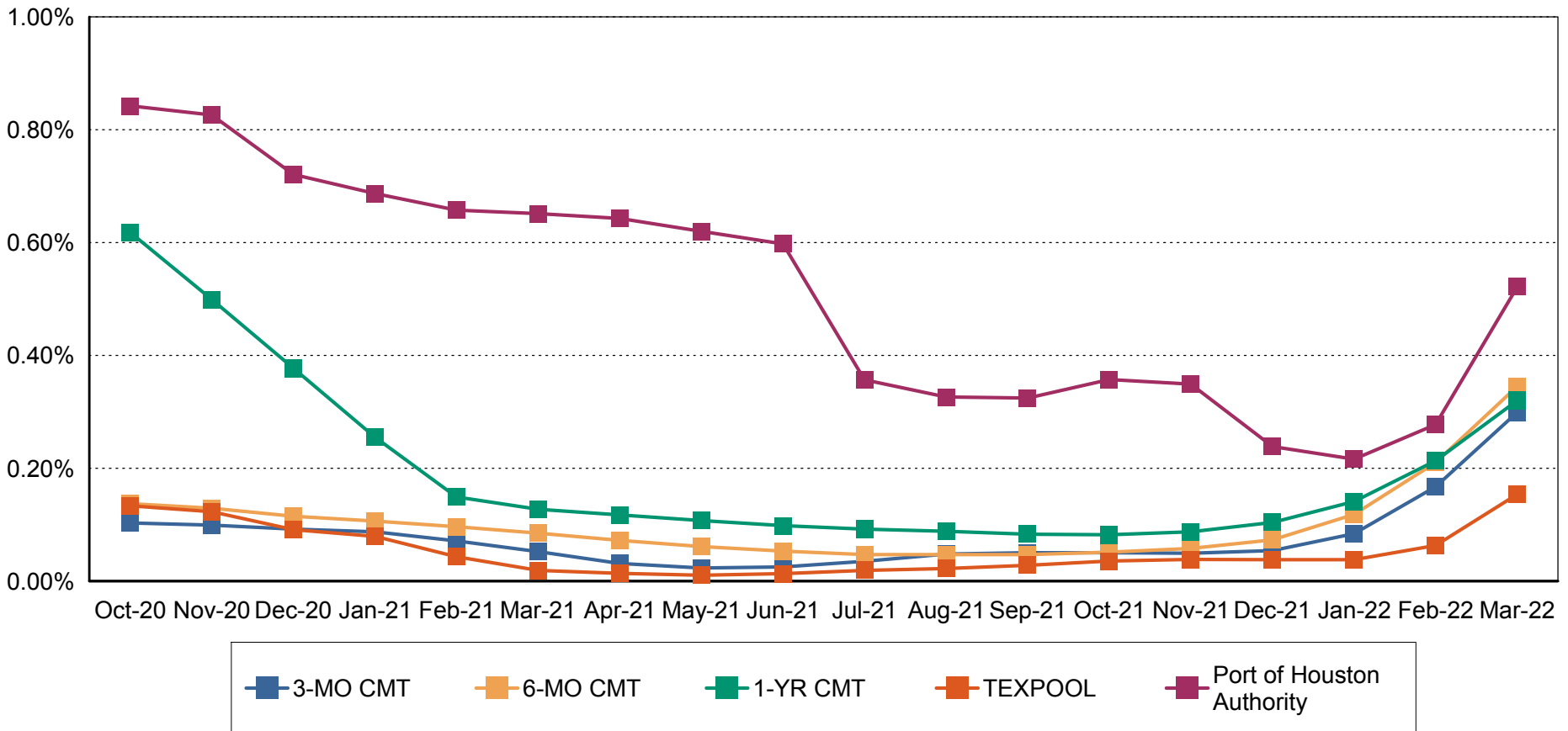
Credit Quality



Weighted Average Days to Maturity: 160

Executive Summary (cont.)

Yield on Investments



Note 1: CMT stands for Constant Maturity Treasury. This data is published in Federal Reserve Statistical Release H.15 and represents an average of all actively traded Treasury securities having that time remaining until maturity. This is a standard industry benchmark for Treasury securities. The CMT benchmarks are moving averages. The 3-month CMT is the daily average for the previous 3 months, the 6-month CMT is the daily average for the previous 6 months, and the 1-year and 2-year CMT's are the daily averages for the previous 12-months.

Note 2: Benchmark data for TexPool is the monthly average yield.

Detail of Investment Holdings

Quarter Ended March 31, 2022

CUSIP	Settle Date	Sec. Type	Sec. Description	CPN	Mty Date	Next Call	Call Type	Par Value	Purch Price	Orig Cost	Book Value	Mkt Price	Market Value	Days to Mty	Days to Call	YTM	YTW
Debt Service Fund																	
BBT-PTHOU		BANK DEP	Truist					11,389,454.64	100.000	11,389,454.64	11,389,454.64	100.000	11,389,454.64	1		0.050	0.050
LOGIC		LGIP	LOGIC					32,216,957.24	100.000	32,216,957.24	32,216,957.24	100.000	32,216,957.24	1		0.249	0.249
Total for Debt Service Fund								43,606,411.88	100.000	43,606,411.88	43,606,411.88	100.000	43,606,411.88	1		0.197	0.197
General Fund																	
BBT-PTHOU		BANK DEP	Truist					9,932,325.91	100.000	9,932,325.91	9,932,325.91	100.000	9,932,325.91	1		0.050	0.050
JPM-PHA		BANK DEP	JPM Chase Bk					3,202.59	100.000	3,202.59	3,202.59	100.000	3,202.59	1		0.000	0.000
LOGIC		LGIP	LOGIC					90,218,048.05	100.000	90,218,048.05	90,218,048.05	100.000	90,218,048.05	1		0.249	0.249
TEXPRIME		LGIP	TexPool Prime					83,454,456.89	100.000	83,454,456.89	83,454,456.89	100.000	83,454,456.89	1		0.272	0.272
TEXSTAR		LGIP	TexSTAR					100,074.22	100.000	100,074.22	100,074.22	100.000	100,074.22	1		0.107	0.107
TXCLASS		LGIP	Texas CLASS					85,795,402.49	100.000	85,795,402.49	85,795,402.49	100.000	85,795,402.49	1		0.286	0.286
10623AAAY9	09/02/21	MUNICIPAL	Brazos, TX Higher Edu Student Loan	1.789	04/01/22			690,000.00	100.921	696,354.90	690,000.00	100.000	690,000.00	1		0.201	0.201
13063DAD0	12/07/20	MUNICIPAL	State of CA	2.367	04/01/22			1,600,000.00	102.767	1,644,272.00	1,600,000.00	100.000	1,600,000.00	1		0.260	0.260
313385VG8	02/11/22	AGCY DISCO	FHLB		04/08/22			10,000,000.00	99.964	9,996,422.22	9,999,552.80	99.997	9,999,670.00	8		0.230	0.230
80285QDR8	10/27/21	CP - DISC	Santander UK PLC		04/25/22			15,000,000.00	99.900	14,985,000.00	14,998,000.05	99.969	14,995,396.50	25		0.200	0.200
80285QDR8	10/27/21	CP - DISC	Santander UK PLC		04/25/22			15,000,000.00	99.900	14,985,000.00	14,998,000.05	99.969	14,995,396.50	25		0.200	0.200
13066YTZ2	03/05/21	MUNICIPAL	California State Dept Wtr Pwr Supply	2.000	05/01/22			1,750,000.00	102.099	1,786,732.50	1,752,650.67	100.080	1,751,407.53	31		0.181	0.181
13066YTZ2	09/08/21	MUNICIPAL	California State Dept Wtr Pwr Supply	2.000	05/01/22			750,000.00	101.209	759,067.50	751,167.67	100.080	750,603.23	31		0.131	0.131
18225UH7	10/18/21	MUNICIPAL	Clarkston, MI Cmty Sch	2.750	05/01/22			1,500,000.00	101.365	1,520,475.00	1,503,182.87	100.148	1,502,217.15	31		0.201	0.201
185630A83	12/02/21	MUNICIPAL	Clemson Univ	3.000	05/01/22			1,115,000.00	101.132	1,127,621.80	1,117,524.36	100.163	1,116,822.47	31		0.262	0.262
681669EN3	03/04/20	MUNICIPAL	Omaha-Douglas Bldg Comm	1.799	05/01/22			1,235,000.00	100.000	1,235,000.00	1,235,000.00	100.081	1,235,994.67	31		1.799	1.799
313385WT9	02/11/22	AGCY DISCO	FHLB		05/13/22			10,000,000.00	99.914	9,991,405.56	9,996,033.30	99.951	9,995,112.00	43		0.340	0.340
414009NN6	12/07/21	MUNICIPAL	Harris County Cultural EDU	2.102	05/15/22			800,000.00	100.807	806,456.00	801,797.87	100.152	801,216.96	45		0.261	0.261
88213ANL5	08/13/21	MUNICIPAL	Texas A&M Univ	2.886	05/15/22			1,000,000.00	102.042	1,020,420.00	1,003,304.26	100.256	1,002,560.60	45		0.180	0.180
91412HFJ7	12/06/21	MUNICIPAL	Univ of CA	0.455	05/15/22			500,000.00	100.081	500,405.00	500,112.08	99.971	499,854.75	45		0.271	0.271
161037L53	02/04/22	MUNICIPAL	City of Charlotte, NC	2.771	06/01/22			3,325,000.00	100.788	3,351,201.00	3,338,436.42	100.313	3,335,407.25	62		0.342	0.342
236092JL7	09/30/21	MUNICIPAL	Dane County, WI	0.150	06/01/22			1,205,000.00	100.000	1,205,000.00	1,205,000.00	99.924	1,204,086.37	62		0.150	0.150
736679KX8	11/03/21	MUNICIPAL	City of Portland, OR	7.701	06/01/22			7,015,000.00	104.323	7,318,258.45	7,102,490.94	101.096	7,091,906.15	62		0.210	0.210
05970UFF0	10/07/21	CP - DISC	Banco Santander SA/NY		06/15/22			15,000,000.00	99.875	14,981,175.00	14,994,375.00	99.821	14,973,115.50	76		0.180	0.180
70869PMM6	02/04/22	MUNICIPAL	Pennsylvania State Econ Development	0.293	06/15/22			5,990,000.00	99.979	5,988,742.10	5,989,289.41	99.850	5,981,015.00	76	8	0.351	0.351

Detail of Investment Holdings (cont.)

Quarter Ended March 31, 2022

CUSIP	Settle Date	Sec. Type	Sec. Description	CPN	Mty Date	Next Call	Call Type	Par Value	Purch Price	Orig Cost	Book Value	Mkt Price	Market Value	Days to Mty	Days to Call	YTM	YTW
General Fund																	
179162KE1	09/28/21	MUNICIPAL	Clackamas County, OR School District	0.211	06/30/22			500,000.00	100.000	500,000.00	500,000.00	99.888	499,441.45	91		0.211	0.211
68583RCW0	08/31/21	MUNICIPAL	Oregon Cmnty Clg Dist	0.199	06/30/22			750,000.00	100.000	750,000.00	750,000.00	99.826	748,694.10	91		0.199	0.199
516391DE6	12/07/21	MUNICIPAL	Lansing, MI Board of Water	1.952	07/01/22			1,000,000.00	100.945	1,009,450.00	1,004,169.86	100.278	1,002,781.20	92		0.282	0.282
575625AT5	12/01/21	MUNICIPAL	Massachusetts Clean Energy Coop	0.576	07/01/22			525,000.00	100.000	525,000.00	525,000.00	99.911	524,531.18	92		0.576	0.576
592112TY2	02/18/21	MUNICIPAL	Nashville, TN	0.171	07/01/22			4,000,000.00	100.000	4,000,000.00	4,000,000.00	99.854	3,994,169.20	92		0.171	0.171
38150UGB1	10/07/21	CP - DISC	Goldman Sachs		07/11/22			15,000,000.00	99.854	14,978,070.83	14,992,004.10	99.713	14,956,947.00	102		0.190	0.190
06743VGC8	10/07/21	CP - DISC	Barclays Capital		07/12/22			15,000,000.00	99.846	14,976,833.33	14,991,499.95	99.706	14,955,882.00	103		0.200	0.200
249739VQ3	08/29/19	MUNICIPAL	City of Derby, CT	2.100	08/01/22			1,110,000.00	100.000	1,110,000.00	1,110,000.00	100.379	1,114,204.46	123		2.097	2.097
691412NR7	10/23/19	MUNICIPAL	Town of Oxford, CT	1.850	08/01/22			1,040,000.00	100.000	1,040,000.00	1,040,000.00	100.005	1,040,055.43	123		1.850	1.850
9412473D8	10/05/21	MUNICIPAL	City of Waterbury, CT	3.173	08/01/22			900,000.00	102.474	922,266.00	909,029.63	100.775	906,976.26	123		0.161	0.161
83369CHA5	02/14/22	CP - DISC	Societe Generale		08/10/22			15,000,000.00	99.636	14,945,425.00	14,959,608.30	99.544	14,931,580.50	132		0.743	0.743
041796XH1	01/13/22	MUNICIPAL	City of Arlington, TX	0.306	08/15/22			800,000.00	99.956	799,648.00	799,777.58	99.678	797,423.20	137		0.381	0.381
249002JV9	12/29/21	MUNICIPAL	Denton ISD, TX	5.000	08/15/22			1,750,000.00	102.945	1,801,537.50	1,780,559.80	101.505	1,776,344.85	137		0.301	0.301
38150UJH3	02/10/22	CP - DISC	Goldman Sachs		08/18/22			15,000,000.00	99.585	14,937,787.50	14,954,245.80	99.534	14,930,116.50	140		0.793	0.793
4898186D1	10/25/21	MUNICIPAL	City of Kenosha, WI	2.200	09/01/22			500,000.00	101.688	508,440.00	504,139.08	100.221	501,104.45	154		0.211	0.211
522210KW2	03/25/21	MUNICIPAL	Leavenworth Cty, KS USD	0.305	09/01/22			500,000.00	100.000	500,000.00	500,000.00	99.729	498,642.90	154		0.305	0.305
522218LE4	03/25/21	MUNICIPAL	Leavenworth Cty, KS USD	0.270	09/01/22			500,000.00	100.000	500,000.00	500,000.00	99.686	498,429.85	154		0.270	0.270
766651RV7	04/01/21	MUNICIPAL	Riley Cty, KS USD	0.245	09/01/22			520,000.00	100.000	520,000.00	520,000.00	99.704	518,461.84	154		0.245	0.245
769306BP5	11/23/21	MUNICIPAL	Riverside USD, CA	0.521	09/01/22			500,000.00	100.000	500,000.00	500,000.00	99.678	498,392.20	154		0.521	0.521
818461JY2	03/25/21	MUNICIPAL	Seward Cty, KS USD	0.259	09/01/22			500,000.00	100.000	500,000.00	500,000.00	99.681	498,407.50	154		0.259	0.259
4637778A3	12/15/21	MUNICIPAL	City of Irving, TX	0.418	09/15/22			500,000.00	100.000	500,000.00	500,000.00	99.655	498,273.80	168		0.418	0.418
23542JQL2	10/12/21	MUNICIPAL	Dallas Wtrwks & Swr	0.556	10/01/22			1,550,000.00	100.334	1,555,177.00	1,552,671.47	99.736	1,545,908.78	184		0.211	0.211
419792ZH2	10/05/21	MUNICIPAL	State of Hawaii	0.429	10/01/22			575,000.00	100.226	576,299.50	575,657.38	99.577	572,565.22	184		0.200	0.200
419792ZH2	02/18/22	MUNICIPAL	State of Hawaii	0.429	10/01/22			1,500,000.00	99.740	1,496,100.00	1,496,851.43	99.577	1,493,648.40	184		0.851	0.851
46256QLX2	09/15/21	MUNICIPAL	Iowa State Brd Regts Hosp	0.200	10/01/22			15,000,000.00	100.041	15,006,150.00	15,002,945.85	99.557	14,933,565.00	184		0.161	0.161
520626BK7	08/01/19	MUNICIPAL	City of Lawrenceville, GA	2.000	10/01/22			1,030,000.00	99.937	1,029,351.10	1,029,899.33	100.261	1,032,685.31	184		2.020	2.020
605581QG5	12/09/21	MUNICIPAL	State of Mississippi	0.304	10/01/22			2,500,000.00	100.000	2,500,000.00	2,500,000.00	99.584	2,489,590.25	184		0.304	0.304
8827237L7	10/14/21	MUNICIPAL	State of TX	2.515	10/01/22			1,450,000.00	102.277	1,483,016.50	1,467,132.91	100.709	1,460,277.02	184		0.150	0.150
882724WP8	11/18/21	MUNICIPAL	State of TX	0.308	10/01/22			1,000,000.00	100.000	1,000,000.00	1,000,000.00	99.629	996,294.00	184		0.308	0.308
882830AR3	02/25/21	MUNICIPAL	TX Trans Comm	0.335	10/01/22			6,400,000.00	100.167	6,410,688.00	6,403,344.51	99.633	6,376,503.04	184		0.230	0.230
2350367W4	11/10/21	MUNICIPAL	DFW Intl Airport	0.532	11/01/22			700,000.00	100.000	700,000.00	700,000.00	99.571	696,996.02	215		0.532	0.532
613357CW0	11/15/21	MUNICIPAL	Montgomery Cty, MD	2.000	11/01/22			1,320,000.00	101.533	1,340,235.60	1,332,289.27	100.369	1,324,867.37	215		0.400	0.400
64971XHY7	08/01/19	MUNICIPAL	NYC Transitional Fina Auth	2.520	11/01/22			11,800,000.00	101.405	11,965,790.00	11,830,611.56	100.602	11,871,069.04	215	9	2.070	2.070

Detail of Investment Holdings (cont.)

Quarter Ended March 31, 2022

CUSIP	Settle Date	Sec. Type	Sec. Description	CPN	Mty Date	Next Call	Call Type	Par Value	Purch Price	Orig Cost	Book Value	Mkt Price	Market Value	Days to Mty	Days to Call	YTM	YTW
General Fund																	
79765R3U1	02/09/21	MUNICIPAL	San Francisco, CA Pub Utils Comm	2.619	11/01/22			2,000,000.00	104.116	2,082,320.00	2,027,828.94	100.705	2,014,094.20	215		0.231	0.231
63873KL70	02/10/22	CP - DISC	Natixis		11/07/22			15,000,000.00	99.340	14,901,000.00	14,919,333.30	99.023	14,853,495.00	221		0.886	0.886
052414RN1	02/09/21	MUNICIPAL	Austin, TX Elect Util	2.456	11/15/22			8,115,000.00	103.994	8,439,113.10	8,229,273.40	100.599	8,163,622.65	229		0.190	0.190
047772YZ5	01/28/21	MUNICIPAL	Atlanta, GA	2.939	12/01/22			400,000.00	105.032	420,128.00	407,294.34	101.005	404,020.80	245		0.200	0.200
476576TA1	12/01/21	MUNICIPAL	City of Jersey City, NJ	2.000	12/01/22			11,200,000.00	101.664	11,386,368.00	11,324,585.78	100.379	11,242,473.76	245		0.331	0.331
602245YT3	12/17/20	MUNICIPAL	Milwaukee Cty, WI	2.354	12/01/22			1,000,000.00	104.101	1,041,010.00	1,014,001.98	100.531	1,005,314.50	245		0.250	0.250
833086CW9	12/01/21	MUNICIPAL	Snohomish County, WA	0.250	12/01/22			2,150,000.00	100.000	2,150,000.00	2,150,000.00	99.276	2,134,437.01	245		0.250	0.250
13281NA93	01/13/22	MUNICIPAL	Camden Cty, NJ Improvement Authority	0.462	01/15/23			1,050,000.00	99.811	1,048,015.50	1,048,442.44	99.086	1,040,400.48	290		0.651	0.651
912828P38	02/14/22	TREAS NOTE	U.S. Treasury	1.750	01/31/23			15,000,000.00	100.677	15,101,584.20	15,088,194.75	100.172	15,025,782.00	306		1.040	1.040
086365VD2	12/16/21	MUNICIPAL	City of Bessemer, AL	0.675	02/01/23			500,000.00	100.000	500,000.00	500,000.00	99.056	495,281.50	307		0.675	0.675
097067MN9	03/04/21	MUNICIPAL	Boerne ISD, TX	0.426	02/01/23			550,000.00	100.325	551,787.50	550,781.62	98.764	543,199.25	307		0.255	0.255
566027AX6	11/10/21	MUNICIPAL	City of Marble Falls, TX	5.000	02/01/23			440,000.00	105.285	463,254.00	455,835.37	102.579	451,349.10	307		0.661	0.661
79623PEN1	10/15/21	MUNICIPAL	City of San Antonio, TX	0.478	02/01/23			1,000,000.00	100.294	1,002,940.00	1,001,893.87	98.969	989,685.90	307		0.250	0.250
8648136U9	10/17/19	MUNICIPAL	City of Suffolk, VA	1.937	02/01/23			1,245,000.00	100.248	1,248,087.60	1,245,796.20	100.158	1,246,964.49	307		1.859	1.859
487694TZ4	11/09/21	MUNICIPAL	Keller ISD, TX		02/15/23			500,000.00	99.394	496,970.00	497,911.58	98.469	492,345.45	321		0.480	0.480
346766WM6	10/28/21	MUNICIPAL	Fort Bend Cty, TX	5.000	03/01/23			1,000,000.00	106.260	1,062,600.00	1,042,799.61	102.935	1,029,352.10	335		0.320	0.320
094171QD0	03/24/22	MUNICIPAL	Township of Bloomfield, NJ	3.000	03/23/23			3,136,200.00	101.573	3,185,532.43	3,184,448.21	101.052	3,169,192.82	357		1.401	1.401
987864PF6	12/18/19	MUNICIPAL	Ypsilanti Cmnty Schools, MI	2.620	05/01/23			2,365,000.00	101.910	2,410,171.50	2,379,865.25	100.221	2,370,231.14	396		2.030	2.030
91412HFK4	02/16/21	MUNICIPAL	Univ of CA	0.628	05/15/23			3,000,000.00	100.734	3,022,020.00	3,011,015.13	98.545	2,956,342.80	410		0.300	0.300
497595M62	02/01/21	MUNICIPAL	Kirkwood Cmty Clg, IA	1.000	06/01/23			850,000.00	101.861	865,818.50	857,919.28	98.959	841,149.89	427		0.200	0.200
09478PAA6	09/18/18	MUNICIPAL	City of Bloomington, MN	3.000	08/01/23	Anytime	CONT	3,650,000.00	99.549	3,633,538.50	3,645,224.41	100.018	3,650,646.42	488	5	3.101	3.101
09478PAA6	10/04/18	MUNICIPAL	City of Bloomington, MN	3.000	08/01/23	Anytime	CONT	500,000.00	99.330	496,650.00	499,021.93	100.018	500,088.55	488	5	3.151	3.151
249739VR1	08/29/19	MUNICIPAL	City of Derby, CT	2.150	08/01/23			790,000.00	100.000	790,000.00	790,000.00	100.027	790,210.06	488		2.148	2.148
249002LC8	02/28/22	MUNICIPAL	Denton ISD, TX	1.250	08/15/23			2,000,000.00	100.000	2,000,000.00	2,000,000.00	98.920	1,978,400.00	502		1.250	1.250
522210KX0	03/25/21	MUNICIPAL	Leavenworth Cty, KS USD	0.435	09/01/23			600,000.00	100.000	600,000.00	600,000.00	97.724	586,346.70	519		0.435	0.435
522218LF1	03/25/21	MUNICIPAL	Leavenworth Cty, KS USD	0.400	09/01/23			500,000.00	100.000	500,000.00	500,000.00	97.581	487,905.35	519		0.400	0.400
696560LE9	03/03/21	MUNICIPAL	Palm Beach Cty, FL	2.436	10/01/23			4,000,000.00	105.295	4,211,800.00	4,123,494.68	100.400	4,016,009.20	549		0.370	0.370
696560LE9	03/03/21	MUNICIPAL	Palm Beach Cty, FL	2.436	10/01/23			1,000,000.00	105.295	1,052,950.00	1,030,873.67	100.400	1,004,002.30	549		0.370	0.370
438670Q87	12/16/20	MUNICIPAL	Honolulu City & Cnty, HI	2.812	11/01/23	11/01/22	ONE TIME	2,000,000.00	104.635	2,092,700.00	2,028,900.00	100.679	2,013,585.20	580	215	0.330	0.330
534366CS6	11/21/19	MUNICIPAL	West Haymarket Jt Pub Agcy, NE	3.000	12/15/23			2,130,000.00	104.045	2,216,158.50	2,166,965.94	101.015	2,151,623.97	624		1.961	1.961
8648136V7	10/17/19	MUNICIPAL	City of Suffolk, VA	1.987	02/01/24			1,300,000.00	100.355	1,304,615.00	1,302,011.58	99.079	1,288,030.64	672		1.901	1.901
941519GL8	02/12/20	MUNICIPAL	Village of Waterford, WI	1.900	04/01/24	04/01/22	CONT	5,365,000.00	100.000	5,365,000.00	5,365,000.00	97.662	5,239,552.89	732	1	1.900	1.899
691412NT3	10/23/19	MUNICIPAL	Town of Oxford, CT	1.950	08/01/24			1,385,000.00	100.000	1,385,000.00	1,385,000.00	96.321	1,334,048.07	854		1.950	1.950

Detail of Investment Holdings (cont.)

Quarter Ended March 31, 2022

CUSIP	Settle Date	Sec. Type	Sec. Description	CPN	Mty Date	Next Call	Call Type	Par Value	Purch Price	Orig Cost	Book Value	Mkt Price	Market Value	Days to Mty	Days to Call	YTM	YTW
General Fund																	
3136G4M75	08/18/20	AGCY CALL	FNMA	0.520	08/18/25	08/18/22	ONE TIME	25,000,000.00	100.000	25,000,000.00	25,000,000.00	93.494	23,373,465.00	1,236	140	0.520	0.520
3133EL4W1	09/04/20	AGCY CALL	FFCB	0.610	08/25/25	Anytime	CONT	25,000,000.00	99.875	24,968,750.00	24,978,541.50	93.191	23,297,795.00	1,243	5	0.636	0.636
Total for General Fund								629,419,710.15	100.301	631,285,667.37	630,163,120.47	99.410	625,690,566.29	188		0.451	0.451
Promotion & Development Fund 74																	
BBT-PTHOU		BANK DEP	Truist					4,297,602.78	100.000	4,297,602.78	4,297,602.78	100.000	4,297,602.78	1		0.050	0.050
Total for Promotion & Development Fund 74								4,297,602.78	100.000	4,297,602.78	4,297,602.78	100.000	4,297,602.78	1		0.050	0.050
Series 2021 Bond Debt Srvc Fund																	
BBT-PTHOU		BANK DEP	Truist					4,601,807.55	100.000	4,601,807.55	4,601,807.55	100.000	4,601,807.55	1		0.050	0.050
LOGIC		LGIP	LOGIC					2,128,485.65	100.000	2,128,485.65	2,128,485.65	100.000	2,128,485.65	1		0.249	0.249
Total for Series 2021 Bond Debt Srvc Fund								6,730,293.20	100.000	6,730,293.20	6,730,293.20	100.000	6,730,293.20	1		0.113	0.113
Series 2021 Project Fund																	
BBT-PTHOU		BANK DEP	Truist					5,008.48	100.000	5,008.48	5,008.48	100.000	5,008.48	1		0.050	0.050
JPM-PHA		BANK DEP	JPM Chase Bk					6,000.00	100.000	6,000.00	6,000.00	100.000	6,000.00	1		0.000	0.000
LOGIC		LGIP	LOGIC					37,793,626.24	100.000	37,793,626.24	37,793,626.24	100.000	37,793,626.24	1		0.249	0.249
TEXPRIME		LGIP	TexPool Prime					37,794,844.14	100.000	37,794,844.14	37,794,844.14	100.000	37,794,844.14	1		0.272	0.272
TXCLASS		LGIP	Texas CLASS					37,992,304.71	100.000	37,992,304.71	37,992,304.71	100.000	37,992,304.71	1		0.286	0.286
912796W39	03/10/22	TREAS BILL	U.S. Treasury		06/28/22			50,000,000.00	99.853	49,926,666.67	49,941,333.50	99.873	49,936,690.00	89		0.481	0.481
91282CAN1	03/10/22	TREAS NOTE	U.S. Treasury	0.125	09/30/22			50,000,000.00	99.652	49,826,000.00	49,844,824.50	99.543	49,771,485.00	183		0.751	0.751
91282CAX9	03/10/22	TREAS NOTE	U.S. Treasury	0.125	11/30/22			50,000,000.00	99.422	49,710,937.50	49,734,973.50	99.207	49,603,515.00	244		0.927	0.927
912828P38	03/10/22	TREAS NOTE	U.S. Treasury	1.750	01/31/23			50,000,000.00	100.586	50,292,968.75	50,273,147.00	100.172	50,085,940.00	306		1.090	1.090
912828Q29	03/10/22	TREAS NOTE	U.S. Treasury	1.500	03/31/23			50,000,000.00	100.313	50,156,250.00	50,147,484.00	99.766	49,882,815.00	365		1.202	1.202
Total for Series 2021 Project Fund								363,591,783.57	99.977	363,504,606.49	363,533,546.07	99.803	362,872,228.57	164		0.696	0.696

Detail of Investment Holdings (cont.)

Quarter Ended March 31, 2022

CUSIP	Settle Date	Sec. Type	Sec. Description	CPN	Mty Date	Next Call	Call Type	Par Value	Purch Price	Orig Cost	Book Value	Mkt Price	Market Value	Days to Mty	Days to Call	YTM	YTW
Total for Port of Houston Authority									1,047,645,801.58	100.173	1,049,424,581.72	1,048,330,974.40	99.577	1,043,197,102.72	170	0.522	0.522

Investment Transactions

Quarter Ended March 31, 2022

Trade Date	Settle Date	CUSIP	Security Type	Security Description	Coupon	Mty Date	Call Date	Par Value	Price	Principal Amount	Int Purchased / Received	Total Amount	Realized Gain / Loss	YTM	YTW
General Fund															
Maturities															
01/01/22	01/01/22	091096NS2	MUNICIPAL	Birmingham, AL Wtr Wrks Br	0.207	01/01/22		1,000,000.00	100.000	1,000,000.00	879.75	1,000,879.75		0.207	
01/15/22	01/15/22	20772KAD1	MUNICIPAL	State of CT	2.840	01/15/22		6,305,000.00	100.000	6,305,000.00	0.00	6,305,000.00		3.450	
01/15/22	01/15/22	20772KAD1	MUNICIPAL	State of CT	2.840	01/15/22		1,000,000.00	100.000	1,000,000.00	0.00	1,000,000.00		2.930	
01/31/22	01/31/22	130583JL2	MUNICIPAL	California Sch Cash Res Prc	0.250	01/31/22		15,000,000.00	100.000	15,000,000.00	31,458.33	15,031,458.33		0.250	
02/01/22	02/01/22	086365VC4	MUNICIPAL	City of Bessemer, AL	0.475	02/01/22		550,000.00	100.000	550,000.00	326.56	550,326.56		0.475	
02/01/22	02/01/22	860248D34	MUNICIPAL	City of Stevens Point, WI	2.000	02/01/22		2,680,000.00	100.000	2,680,000.00	8,784.44	2,688,784.44		0.157	
02/01/22	02/01/22	882669CL6	MUNICIPAL	TX Pub Fin Auth	2.000	02/01/22		4,825,000.00	100.000	4,825,000.00	0.00	4,825,000.00		0.192	
02/15/22	02/15/22	358776DH2	MUNICIPAL	City of Frisco, TX	2.650	02/15/22		2,785,000.00	100.000	2,785,000.00	0.00	2,785,000.00		0.220	
02/15/22	02/15/22	487694TY7	MUNICIPAL	Keller ISD, TX		02/15/22		500,000.00	100.000	500,000.00	0.00	500,000.00		0.353	
02/15/22	02/15/22	528815KN2	MUNICIPAL	City of Lewisville, AL	0.430	02/15/22		1,000,000.00	100.000	1,000,000.00	728.61	1,000,728.61		0.430	
03/01/22	03/01/22	489819AX0	MUNICIPAL	City of Kenosha, WI	2.000	03/01/22		1,385,000.00	100.000	1,385,000.00	0.00	1,385,000.00		0.221	
03/15/22	03/15/22	021087YC9	MUNICIPAL	Alpine School District, UT	0.250	03/15/22		6,070,000.00	100.000	6,070,000.00	3,793.75	6,073,793.75		0.250	
Total for: Maturities								43,100,000.00		43,100,000.00	45,971.44	43,145,971.44		0.772	
Purchases															
01/11/22	01/13/22	041796XH1	MUNICIPAL	City of Arlington, TX	0.306	08/15/22		800,000.00	99.956	799,648.00	1,006.40	800,654.40		0.381	0.381
01/11/22	01/13/22	13281NA93	MUNICIPAL	Camden Cty, NJ Improveme	0.462	01/15/23		1,050,000.00	99.811	1,048,015.50	2,897.13	1,050,912.63		0.651	0.651
02/02/22	02/04/22	70869PMM6	MUNICIPAL	Pennsylvania State Econ De	0.293	06/15/22		5,990,000.00	99.979	5,988,742.10	2,388.85	5,991,130.95		0.351	0.351
02/02/22	02/04/22	161037L53	MUNICIPAL	City of Charlotte, NC	2.771	06/01/22		3,325,000.00	100.788	3,351,201.00	16,123.76	3,367,324.76		0.342	0.342
02/10/22	02/10/22	63873KL70	CP - DISC	Natixis		11/07/22		15,000,000.00	99.340	14,901,000.00	0.00	14,901,000.00		0.886	0.886
02/10/22	02/10/22	38150UHJ3	CP - DISC	Goldman Sachs		08/18/22		15,000,000.00	99.585	14,937,787.50	0.00	14,937,787.50		0.793	0.793
02/10/22	02/14/22	912828P38	TREAS NOTE	U.S. Treasury	1.750	01/31/23		15,000,000.00	100.677	15,101,584.20	10,151.93	15,111,736.13		1.040	1.040
02/10/22	02/14/22	83369CHA5	CP - DISC	Societe Generale		08/10/22		15,000,000.00	99.636	14,945,425.00	0.00	14,945,425.00		0.743	0.743
02/10/22	02/11/22	313385WT9	AGCY DISCO	FHLB		05/13/22		10,000,000.00	99.914	9,991,405.56	0.00	9,991,405.56		0.340	0.340
02/10/22	02/11/22	313385VG8	AGCY DISCO	FHLB		04/08/22		10,000,000.00	99.964	9,996,422.22	0.00	9,996,422.22		0.230	0.230
02/10/22	02/28/22	249002LC8	MUNICIPAL	Denton ISD, TX	1.250	08/15/23		2,000,000.00	100.000	2,000,000.00	0.00	2,000,000.00		1.250	1.250
02/16/22	02/18/22	419792ZH2	MUNICIPAL	State of Hawaii	0.429	10/01/22		1,500,000.00	99.740	1,496,100.00	2,448.88	1,498,548.88		0.851	0.851
03/15/22	03/24/22	094171QD0	MUNICIPAL	Township of Bloomfield, NJ	3.000	03/23/23		3,136,200.00	101.573	3,185,532.43	0.00	3,185,532.43		1.401	1.401
Total for: Purchases								97,801,200.00		97,742,863.51	35,016.95	97,777,880.46		0.716	0.716

Investment Transactions (cont.)

Quarter Ended March 31, 2022

Trade Date	Settle Date	CUSIP	Security Type	Security Description	Coupon	Mty Date	Call Date	Par Value	Price	Principal Amount	Int Purchased / Received	Total Amount	Realized Gain / Loss	YTM	YTW
General Fund															
Income Payments															
01/03/22	01/01/22	516391DE6	MUNICIPAL	Lansing, MI Board of Water	1.952	07/01/22				0.00	9,760.00	9,760.00			
01/03/22	01/01/22	575625AT5	MUNICIPAL	Massachusetts Clean Energ	0.576	07/01/22				0.00	252.00	252.00			
01/03/22	01/01/22	592112TY2	MUNICIPAL	Nashville, TN	0.171	07/01/22				0.00	3,420.00	3,420.00			
01/17/22	01/15/22	13281NA93	MUNICIPAL	Camden Cty, NJ Improveme	0.462	01/15/23				0.00	2,924.08	2,924.08			
01/18/22	01/15/22	20772KAD1	MUNICIPAL	State of CT	2.840	01/15/22				0.00	89,531.00	89,531.00			
01/18/22	01/15/22	20772KAD1	MUNICIPAL	State of CT	2.840	01/15/22				0.00	14,200.00	14,200.00			
02/01/22	02/01/22	086365VD2	MUNICIPAL	City of Bessemer, AL	0.675	02/01/23				0.00	421.88	421.88			
02/01/22	02/01/22	09478PAA6	MUNICIPAL	City of Bloomington, MN	3.000	08/01/23				0.00	54,750.00	54,750.00			
02/01/22	02/01/22	09478PAA6	MUNICIPAL	City of Bloomington, MN	3.000	08/01/23				0.00	7,500.00	7,500.00			
02/01/22	02/01/22	097067MN9	MUNICIPAL	Boerne ISD, TX	0.426	02/01/23				0.00	1,171.50	1,171.50			
02/01/22	02/01/22	249739VQ3	MUNICIPAL	City of Derby, CT	2.100	08/01/22				0.00	11,655.00	11,655.00			
02/01/22	02/01/22	249739VR1	MUNICIPAL	City of Derby, CT	2.150	08/01/23				0.00	8,492.50	8,492.50			
02/01/22	02/01/22	566027AX6	MUNICIPAL	City of Marble Falls, TX	5.000	02/01/23				0.00	7,333.33	7,333.33			
02/01/22	02/01/22	691412NR7	MUNICIPAL	Town of Oxford, CT	1.850	08/01/22				0.00	9,620.00	9,620.00			
02/01/22	02/01/22	691412NT3	MUNICIPAL	Town of Oxford, CT	1.950	08/01/24				0.00	13,503.75	13,503.75			
02/01/22	02/01/22	79623PEN1	MUNICIPAL	City of San Antonio, TX	0.478	02/01/23				0.00	2,390.00	2,390.00			
02/01/22	02/01/22	8648136U9	MUNICIPAL	City of Suffolk, VA	1.937	02/01/23				0.00	12,057.83	12,057.83			
02/01/22	02/01/22	8648136V7	MUNICIPAL	City of Suffolk, VA	1.987	02/01/24				0.00	12,915.50	12,915.50			
02/01/22	02/01/22	882669CL6	MUNICIPAL	TX Pub Fin Auth	2.000	02/01/22				0.00	48,250.00	48,250.00			
02/01/22	02/01/22	9412473D8	MUNICIPAL	City of Waterbury, CT	3.173	08/01/22				0.00	14,278.50	14,278.50			
02/15/22	02/15/22	041796XH1	MUNICIPAL	City of Arlington, TX	0.306	08/15/22				0.00	1,224.00	1,224.00			
02/15/22	02/15/22	249002JV9	MUNICIPAL	Denton ISD, TX	5.000	08/15/22				0.00	11,180.56	11,180.56			
02/15/22	02/15/22	358776DH2	MUNICIPAL	City of Frisco, TX	2.650	02/15/22				0.00	36,901.25	36,901.25			
02/18/22	02/18/22	3136G4M75	AGCY CALL	FNMA	0.520	08/18/25				0.00	65,000.00	65,000.00			
02/25/22	02/25/22	3133EL4W1	AGCY CALL	FFCB	0.610	08/25/25				0.00	76,250.00	76,250.00			
03/01/22	03/01/22	346766WM6	MUNICIPAL	Fort Bend Cty, TX	5.000	03/01/23				0.00	25,000.00	25,000.00			
03/01/22	03/01/22	46256QLX2	MUNICIPAL	Iowa State Brd Regts Hosp	0.200	10/01/22				0.00	15,000.00	15,000.00			
03/01/22	03/01/22	4898186D1	MUNICIPAL	City of Kenosha, WI	2.200	09/01/22				0.00	5,500.00	5,500.00			
03/01/22	03/01/22	489819AX0	MUNICIPAL	City of Kenosha, WI	2.000	03/01/22				0.00	13,850.00	13,850.00			
03/01/22	03/01/22	522210KW2	MUNICIPAL	Leavenworth Cty, KS USD	0.305	09/01/22				0.00	762.50	762.50			
03/01/22	03/01/22	522210KX0	MUNICIPAL	Leavenworth Cty, KS USD	0.435	09/01/23				0.00	1,305.00	1,305.00			
03/01/22	03/01/22	522218LE4	MUNICIPAL	Leavenworth Cty, KS USD	0.270	09/01/22				0.00	675.00	675.00			

Investment Transactions (cont.)

Quarter Ended March 31, 2022

Trade Date	Settle Date	CUSIP	Security Type	Security Description	Coupon	Mty Date	Call Date	Par Value	Price	Principal Amount	Int Purchased / Received	Total Amount	Realized Gain / Loss	YTM	YTW
General Fund															
Income Payments															
03/01/22	03/01/22	522218LF1	MUNICIPAL	Leavenworth Cty, KS USD	0.400	09/01/23				0.00	1,000.00	1,000.00			
03/01/22	03/01/22	766651RV7	MUNICIPAL	Riley Cty, KS USD	0.245	09/01/22				0.00	637.00	637.00			
03/01/22	03/01/22	769306BP5	MUNICIPAL	Riverside USD, CA	0.521	09/01/22				0.00	709.14	709.14			
03/01/22	03/01/22	818461JY2	MUNICIPAL	Seward Cty, KS USD	0.259	09/01/22				0.00	647.50	647.50			
Total for: Income Payments										0.00	580,068.82	580,068.82			
Series 2021 Project Fund															
Purchases															
03/09/22	03/10/22	912796W39	TREAS BILL	U.S. Treasury		06/28/22		50,000,000.00	99.853	49,926,666.67	0.00	49,926,666.67		0.481	0.481
03/09/22	03/10/22	91282CAN1	TREAS NOTE	U.S. Treasury	0.125	09/30/22		50,000,000.00	99.652	49,826,000.00	27,644.23	49,853,644.23		0.751	0.751
03/09/22	03/10/22	912828Q29	TREAS NOTE	U.S. Treasury	1.500	03/31/23		50,000,000.00	100.313	50,156,250.00	331,730.77	50,487,980.77		1.202	1.202
03/09/22	03/10/22	912828P38	TREAS NOTE	U.S. Treasury	1.750	01/31/23		50,000,000.00	100.586	50,292,968.75	91,850.83	50,384,819.58		1.090	1.090
03/09/22	03/10/22	91282CAX9	TREAS NOTE	U.S. Treasury	0.125	11/30/22		50,000,000.00	99.422	49,710,937.50	17,170.33	49,728,107.83		0.927	0.927
Total for: Purchases								250,000,000.00	249,912,822.92	468,396.16	250,381,219.08		0.890	0.890	
Income Payments															
03/31/22	03/31/22	912828Q29	TREAS NOTE	U.S. Treasury	1.500	03/31/23				0.00	375,000.00	375,000.00			
03/31/22	03/31/22	91282CAN1	TREAS NOTE	U.S. Treasury	0.125	09/30/22				0.00	31,250.00	31,250.00			
Total for: Income Payments										0.00	406,250.00	406,250.00			

Investment Transactions (cont.)

Quarter Ended March 31, 2022

Trade Date	Settle Date	CUSIP	Security Type	Security Description	Coupon	Mty Date	Call Date	Par Value	Price	Principal Amount	Int Purchased / Received	Total Amount	Realized Gain / Loss	YTM	YTW
------------	-------------	-------	---------------	----------------------	--------	----------	-----------	-----------	-------	------------------	--------------------------	--------------	----------------------	-----	-----

Total for All Portfolios

Transaction Type	Quantity	Total Amount	Realized G/L	YTM	YTW
Total Maturities	43,100,000.00	43,145,971.44		0.772	
Total Purchases	347,801,200.00	348,159,099.54		0.841	0.841
Total Income Payments	0.00	986,318.82			

Changes in Book and Market Values

Quarter Ended March 31, 2022

CUSIP	Security Type	Security Description	12/31/21 Book Value	Cost of Purchases	Maturities / Calls / Sales	Amortization / Accretion	Realized Gain/(Loss)	03/31/22 Book Value	12/31/21 Market Value	03/31/22 Market Value	Change in Mkt Value
Debt Service Fund											
BBT-PTHOU	BANK DEP	Truist	1,333,573.46	11,266,761.58	(1,210,880.40)	0.00	0.00	11,389,454.64	1,333,573.46	11,389,454.64	10,055,881.18
LOGIC	LGIP	LOGIC	12,292,009.31	29,271,342.63	(9,346,394.70)	0.00	0.00	32,216,957.24	12,292,009.31	32,216,957.24	19,924,947.93
Total for Debt Service Fund			13,625,582.77	40,538,104.21	(10,557,275.10)	0.00	0.00	43,606,411.88	13,625,582.77	43,606,411.88	29,980,829.11
General Fund											
BBT-PTHOU	BANK DEP	Truist	23,105,398.37	3,549,598.45	(16,722,670.91)	0.00	0.00	9,932,325.91	23,105,398.37	9,932,325.91	(13,173,072.46)
JPM-PHA	BANK DEP	JPM Chase Bk	24,598.82	123,478.70	(144,874.93)	0.00	0.00	3,202.59	24,598.82	3,202.59	(21,396.23)
LOGIC	LGIP	LOGIC	64,190,029.37	34,022,229.48	(7,994,210.80)	0.00	0.00	90,218,048.05	64,190,029.37	90,218,048.05	26,028,018.68
TEXPRIME	LGIP	TexPool Prime	62,922,970.41	31,524,833.17	(10,993,346.69)	0.00	0.00	83,454,456.89	62,922,970.41	83,454,456.89	20,531,486.48
TEXSTAR	LGIP	TexSTAR	100,063.43	10.79	0.00	0.00	0.00	100,074.22	100,063.43	100,074.22	10.79
TXCLASS	LGIP	Texas CLASS	73,960,551.57	16,026,940.43	(4,192,089.51)	0.00	0.00	85,795,402.49	73,960,551.57	85,795,402.49	11,834,850.92
091096NS2	MUNICIPAL	Birmingham, AL Wtr Wrks Board 0.207 01/0	1,000,000.00	0.00	(1,000,000.00)	0.00	0.00	0.00	1,000,000.00	0.00	(1,000,000.00)
20772KAD1	MUNICIPAL	State of CT 2.840 01/15/22	7,303,494.98	0.00	(7,305,000.00)	1,505.02	0.00	0.00	7,310,624.85	0.00	(7,310,624.85)
130583JL2	MUNICIPAL	California Sch Cash Res Prog 0.250 01/31/2	15,000,000.00	0.00	(15,000,000.00)	0.00	0.00	0.00	15,000,600.00	0.00	(15,000,600.00)
086365VC4	MUNICIPAL	City of Bessemer, AL 0.475 02/01/22	550,000.00	0.00	(550,000.00)	0.00	0.00	0.00	550,000.00	0.00	(550,000.00)
860248D34	MUNICIPAL	City of Stevens Point, WI 2.000 02/01/22	2,684,113.13	0.00	(2,680,000.00)	(4,113.13)	0.00	0.00	2,683,671.60	0.00	(2,683,671.60)
882669CL6	MUNICIPAL	TX Pub Fin Auth 2.000 02/01/22	4,832,262.45	0.00	(4,825,000.00)	(7,262.45)	0.00	0.00	4,831,272.50	0.00	(4,831,272.50)
358776DH2	MUNICIPAL	City of Frisco, TX 2.650 02/15/22	2,793,262.32	0.00	(2,785,000.00)	(8,262.32)	0.00	0.00	2,792,686.60	0.00	(2,792,686.60)
487694TY7	MUNICIPAL	Keller ISD, TX 0.000 02/15/22	499,784.48	0.00	(500,000.00)	215.52	0.00	0.00	499,890.00	0.00	(499,890.00)
528815KN2	MUNICIPAL	City of Lewisville, AL 0.430 02/15/22	1,000,000.00	0.00	(1,000,000.00)	0.00	0.00	0.00	999,980.00	0.00	(999,980.00)
489819AX0	MUNICIPAL	City of Kenosha, WI 2.000 03/01/22	1,389,102.74	0.00	(1,385,000.00)	(4,102.74)	0.00	0.00	1,389,058.05	0.00	(1,389,058.05)
021087YC9	MUNICIPAL	Alpine School District, UT 0.250 03/15/22	6,070,000.00	0.00	(6,070,000.00)	0.00	0.00	0.00	6,070,000.00	0.00	(6,070,000.00)
10623AAAY9	MUNICIPAL	Brazos, TX Higher Edu Student Loan 1.789	692,736.96	0.00	0.00	(2,736.96)	0.00	690,000.00	691,718.10	690,000.00	(1,718.10)
13063DAD0	MUNICIPAL	State of CA 2.367 04/01/22	1,608,415.55	0.00	0.00	(8,415.55)	0.00	1,600,000.00	1,608,720.00	1,600,000.00	(8,720.00)
313385VG8	AGCY DISCO	FHLB 0.000 04/08/22	0.00	9,996,422.22	0.00	3,130.58	0.00	9,999,552.80	0.00	9,999,670.00	9,999,670.00
80285QDR8	CP - DISC	Santander UK PLC 0.000 04/25/22	29,981,000.10	0.00	0.00	15,000.00	0.00	29,996,000.10	29,976,030.00	29,990,793.00	14,763.00
13066YTZ2	MUNICIPAL	California State Dept Wtr Pwr Supply 2.000	2,515,273.34	0.00	0.00	(11,455.00)	0.00	2,503,818.34	2,513,150.00	2,502,010.76	(11,139.24)
182252UH7	MUNICIPAL	Clarkston, MI Cmty Sch 2.750 05/01/22	1,512,731.46	0.00	0.00	(9,548.59)	0.00	1,503,182.87	1,512,120.00	1,502,217.15	(9,902.85)
185630A83	MUNICIPAL	Clemson Univ 3.000 05/01/22	1,125,097.44	0.00	0.00	(7,573.08)	0.00	1,117,524.36	1,124,444.05	1,116,822.47	(7,621.58)
681669EN3	MUNICIPAL	Omaha-Douglas Bldg Comm 1.799 05/01/2	1,235,000.00	0.00	0.00	0.00	0.00	1,235,000.00	1,241,014.45	1,235,994.67	(5,019.78)
313385WT9	AGCY DISCO	FHLB 0.000 05/13/22	0.00	9,991,405.56	0.00	4,627.74	0.00	9,996,033.30	0.00	9,995,112.00	9,995,112.00
414009NN6	MUNICIPAL	Harris County Cultural EDU 2.102 05/15/22	805,475.34	0.00	0.00	(3,677.47)	0.00	801,797.87	805,056.00	801,216.96	(3,839.04)
88213ANL5	MUNICIPAL	Texas A&M Univ 2.886 05/15/22	1,010,062.97	0.00	0.00	(6,758.71)	0.00	1,003,304.26	1,009,390.00	1,002,560.60	(6,829.40)

Changes in Book and Market Values (cont.)

Quarter Ended March 31, 2022

CUSIP	Security Type	Security Description	12/31/21 Book Value	Cost of Purchases	Maturities / Calls / Sales	Amortization / Accretion	Realized Gain/(Loss)	03/31/22 Book Value	12/31/21 Market Value	03/31/22 Market Value	Change in Mkt Value
General Fund											
91412HFJ7	MUNICIPAL	Univ of CA 0.455 05/15/22	500,341.32	0.00	0.00	(229.24)	0.00	500,112.08	500,460.00	499,854.75	(605.25)
161037L53	MUNICIPAL	City of Charlotte, NC 2.771 06/01/22	0.00	3,351,201.00	0.00	(12,764.58)	0.00	3,338,436.42	0.00	3,335,407.25	3,335,407.25
236092JL7	MUNICIPAL	Dane County, WI 0.150 06/01/22	1,205,000.00	0.00	0.00	0.00	0.00	1,205,000.00	1,204,481.85	1,204,086.37	(395.48)
736679KX8	MUNICIPAL	City of Portland, OR 7.701 06/01/22	7,233,727.28	0.00	0.00	(131,236.34)	0.00	7,102,490.94	7,225,029.10	7,091,906.15	(133,122.95)
05970UFF0	CP - DISC	Banco Santander SA/NY 0.000 06/15/22	14,987,625.00	0.00	0.00	6,750.00	0.00	14,994,375.00	14,977,380.00	14,973,115.50	(4,264.50)
70869PMM6	MUNICIPAL	Pennsylvania State Econ Development 0.29	0.00	5,988,742.10	0.00	547.31	0.00	5,989,289.41	0.00	5,981,015.00	5,981,015.00
179162KE1	MUNICIPAL	Clackamas County, OR School District 0.21	500,000.00	0.00	0.00	0.00	0.00	500,000.00	499,690.00	499,441.45	(248.55)
68583RCW0	MUNICIPAL	Oregon Cmnty Clg Dist 0.199 06/30/22	750,000.00	0.00	0.00	0.00	0.00	750,000.00	749,895.00	748,694.10	(1,200.90)
516391DE6	MUNICIPAL	Lansing, MI Board of Water 1.952 07/01/22	1,008,339.72	0.00	0.00	(4,169.86)	0.00	1,004,169.86	1,007,720.00	1,002,781.20	(4,938.80)
575625AT5	MUNICIPAL	Massachusetts Clean Energy Coop 0.576 0	525,000.00	0.00	0.00	0.00	0.00	525,000.00	524,916.00	524,531.18	(384.82)
592112TY2	MUNICIPAL	Nashville, TN 0.171 07/01/22	4,000,000.00	0.00	0.00	0.00	0.00	4,000,000.00	3,994,720.00	3,994,169.20	(550.80)
38150UGB1	CP - DISC	Goldman Sachs 0.000 07/11/22	14,984,879.10	0.00	0.00	7,125.00	0.00	14,992,004.10	14,969,760.00	14,956,947.00	(12,813.00)
06743VGC8	CP - DISC	Barclays Capital 0.000 07/12/22	14,983,999.95	0.00	0.00	7,500.00	0.00	14,991,499.95	14,968,155.00	14,955,882.00	(12,273.00)
249739VQ3	MUNICIPAL	City of Derby, CT 2.100 08/01/22	1,110,000.00	0.00	0.00	0.00	0.00	1,110,000.00	1,120,511.70	1,114,204.46	(6,307.24)
691412NR7	MUNICIPAL	Town of Oxford, CT 1.850 08/01/22	1,040,000.00	0.00	0.00	0.00	0.00	1,040,000.00	1,042,974.40	1,040,055.43	(2,918.97)
941247D8	MUNICIPAL	City of Waterbury, CT 3.173 08/01/22	915,800.01	0.00	0.00	(6,770.38)	0.00	909,029.63	914,850.00	906,976.26	(7,873.74)
83369CHA5	CP - DISC	Societe Generale 0.000 08/10/22	0.00	14,945,425.00	0.00	14,183.30	0.00	14,959,608.30	0.00	14,931,580.50	14,931,580.50
041796XH1	MUNICIPAL	City of Arlington, TX 0.306 08/15/22	0.00	799,648.00	0.00	129.58	0.00	799,777.58	0.00	797,423.20	797,423.20
249002JV9	MUNICIPAL	Denton ISD, TX 5.000 08/15/22	1,801,081.54	0.00	0.00	(20,521.74)	0.00	1,780,559.80	1,800,540.00	1,776,344.85	(24,195.15)
38150UHJ3	CP - DISC	Goldman Sachs 0.000 08/18/22	0.00	14,937,787.50	0.00	16,458.30	0.00	14,954,245.80	0.00	14,930,116.50	14,930,116.50
4898186D1	MUNICIPAL	City of Kenosha, WI 2.200 09/01/22	506,620.76	0.00	0.00	(2,481.68)	0.00	504,139.08	503,475.00	501,104.45	(2,370.55)
522210KW2	MUNICIPAL	Leavenworth City, KS USD 0.305 09/01/22	500,000.00	0.00	0.00	0.00	0.00	500,000.00	499,835.00	498,642.90	(1,192.10)
522218LE4	MUNICIPAL	Leavenworth City, KS USD 0.270 09/01/22	500,000.00	0.00	0.00	0.00	0.00	500,000.00	499,490.00	498,429.85	(1,060.15)
766651RV7	MUNICIPAL	Riley City, KS USD 0.245 09/01/22	520,000.00	0.00	0.00	0.00	0.00	520,000.00	519,620.40	518,461.84	(1,158.56)
769306BP5	MUNICIPAL	Riverside USD, CA 0.521 09/01/22	500,000.00	0.00	0.00	0.00	0.00	500,000.00	499,425.00	498,392.20	(1,032.80)
818461JY2	MUNICIPAL	Seward City, KS USD 0.259 09/01/22	500,000.00	0.00	0.00	0.00	0.00	500,000.00	499,455.00	498,407.50	(1,047.50)
4637778A3	MUNICIPAL	City of Irving, TX 0.418 09/15/22	500,000.00	0.00	0.00	0.00	0.00	500,000.00	499,300.00	498,273.80	(2,026.20)
23542JQL2	MUNICIPAL	Dallas Wtrwks & Swr 0.556 10/01/22	1,554,005.77	0.00	0.00	(1,334.30)	0.00	1,552,671.47	1,552,633.00	1,545,908.78	(6,354.22)
419792ZH2	MUNICIPAL	State of Hawaii 0.429 10/01/22	575,985.73	1,496,100.00	0.00	423.08	0.00	2,072,508.81	574,919.50	2,066,213.62	1,491,294.12
46256QLX2	MUNICIPAL	Iowa State Brd Regts Hosp 0.200 10/01/22	15,004,417.50	0.00	0.00	(1,471.65)	0.00	15,002,945.85	14,974,650.00	14,933,565.00	(41,085.00)
520626BK7	MUNICIPAL	City of Lawrenceville, GA 2.000 10/01/22	1,029,849.50	0.00	0.00	49.83	0.00	1,029,899.33	1,039,671.70	1,032,685.31	(6,986.39)
605581QG5	MUNICIPAL	State of Mississippi 0.304 10/01/22	2,500,000.00	0.00	0.00	0.00	0.00	2,500,000.00	2,498,075.00	2,489,590.25	(8,484.75)
8827237L7	MUNICIPAL	State of TX 2.515 10/01/22	1,475,692.93	0.00	0.00	(8,560.02)	0.00	1,467,132.91	1,473,026.00	1,460,277.02	(12,748.98)
882724WP8	MUNICIPAL	State of TX 0.308 10/01/22	1,000,000.00	0.00	0.00	0.00	0.00	1,000,000.00	999,550.00	996,294.00	(3,256.00)

Changes in Book and Market Values (cont.)

Quarter Ended March 31, 2022

CUSIP	Security Type	Security Description	12/31/21 Book Value	Cost of Purchases	Maturities / Calls / Sales	Amortization / Accretion	Realized Gain/(Loss)	03/31/22 Book Value	12/31/21 Market Value	03/31/22 Market Value	Change in Mkt Value
General Fund											
882830AR3	MUNICIPAL	TX Trans Comm 0.335 10/01/22	6,405,014.91	0.00	0.00	(1,670.40)	0.00	6,403,344.51	6,400,320.00	6,376,503.04	(23,816.96)
2350367W4	MUNICIPAL	DFW Intl Airport 0.532 11/01/22	700,000.00	0.00	0.00	0.00	0.00	700,000.00	700,413.00	696,996.02	(3,416.98)
613357CW0	MUNICIPAL	Montgomery Cty, MD 2.000 11/01/22	1,337,547.87	0.00	0.00	(5,258.60)	0.00	1,332,289.27	1,336,170.00	1,324,867.37	(11,302.63)
64971XHY7	MUNICIPAL	NYC Transitional Fina Auth 2.520 11/01/22	11,843,615.51	0.00	0.00	(13,003.95)	0.00	11,830,611.56	11,985,142.00	11,871,069.04	(114,072.96)
79765R3U1	MUNICIPAL	San Francisco, CA Pub Utilis Comm 2.619 1	2,039,743.84	0.00	0.00	(11,914.90)	0.00	2,027,828.94	2,035,520.00	2,014,094.20	(21,425.80)
63873KL70	CP - DISC	Natixis 0.000 11/07/22	0.00	14,901,000.00	0.00	18,333.30	0.00	14,919,333.30	0.00	14,853,495.00	14,853,495.00
052414RN1	MUNICIPAL	Austin, TX Elect Util 2.456 11/15/22	8,275,151.72	0.00	0.00	(45,878.32)	0.00	8,229,273.40	8,259,852.75	8,163,622.65	(96,230.10)
047772YZ5	MUNICIPAL	Atlanta, GA 2.939 12/01/22	410,027.67	0.00	0.00	(2,733.33)	0.00	407,294.34	409,052.00	404,020.80	(5,031.20)
476576TA1	MUNICIPAL	City of Jersey City, NJ 2.000 12/01/22	11,370,539.49	0.00	0.00	(45,953.71)	0.00	11,324,585.78	11,343,920.00	11,242,473.76	(101,446.24)
602245YT3	MUNICIPAL	Milwaukee Cty, WI 2.354 12/01/22	1,019,247.80	0.00	0.00	(5,245.82)	0.00	1,014,001.98	1,017,150.00	1,005,314.50	(11,835.50)
833086CW9	MUNICIPAL	Snohomish County, WA 0.250 12/01/22	2,150,000.00	0.00	0.00	0.00	0.00	2,150,000.00	2,146,517.00	2,134,437.01	(12,079.99)
13281NA93	MUNICIPAL	Camden Cty, NJ Improvement Authority 0.4	0.00	1,048,015.50	0.00	426.94	0.00	1,048,442.44	0.00	1,040,400.48	1,040,400.48
912828P38	TREAS NOTE	U.S. Treasury 1.750 01/31/23	0.00	15,101,584.20	0.00	(13,389.45)	0.00	15,088,194.75	0.00	15,025,782.00	15,025,782.00
086365VD2	MUNICIPAL	City of Bessemer, AL 0.675 02/01/23	500,000.00	0.00	0.00	0.00	0.00	500,000.00	499,495.00	495,281.50	(4,213.50)
097067MN9	MUNICIPAL	Boerne ISD, TX 0.426 02/01/23	551,015.83	0.00	0.00	(234.21)	0.00	549,736.00	549,736.00	543,199.25	(6,536.75)
566027AX6	MUNICIPAL	City of Marble Falls, TX 5.000 02/01/23	460,573.14	0.00	0.00	(4,737.77)	0.00	455,835.37	459,888.00	451,349.10	(8,538.90)
79623PEN1	MUNICIPAL	City of San Antonio, TX 0.478 02/01/23	1,002,461.32	0.00	0.00	(567.45)	0.00	1,001,893.87	999,770.00	989,685.90	(10,084.10)
8648136U9	MUNICIPAL	City of Suffolk, VA 1.937 02/01/23	1,246,033.00	0.00	0.00	(236.80)	0.00	1,245,796.20	1,261,732.80	1,246,964.49	(14,768.31)
487694TZ4	MUNICIPAL	Keller ISD, TX 0.000 02/15/23	497,314.60	0.00	0.00	596.98	0.00	497,911.58	496,215.00	492,345.45	(3,869.55)
346766WM6	MUNICIPAL	Fort Bend Cty, TX 5.000 03/01/23	1,054,449.49	0.00	0.00	(11,649.88)	0.00	1,042,799.61	1,050,500.00	1,029,352.10	(21,147.90)
094171QD0	MUNICIPAL	Township of Bloomfield, NJ 3.000 03/23/23	0.00	3,185,532.43	0.00	(1,084.22)	0.00	3,184,448.21	0.00	3,169,192.82	3,169,192.82
987864PF6	MUNICIPAL	Ypsilanti Cmnty Schools, MI 2.620 05/01/23	2,383,247.99	0.00	0.00	(3,382.74)	0.00	2,379,865.25	2,402,816.35	2,370,231.14	(32,585.21)
91412HFK4	MUNICIPAL	Univ of CA 0.628 05/15/23	3,013,464.09	0.00	0.00	(2,448.96)	0.00	3,011,015.13	3,000,660.00	2,956,342.80	(44,317.20)
497595M62	MUNICIPAL	Kirkwood Cmty Clg, IA 1.000 06/01/23	859,614.09	0.00	0.00	(1,694.81)	0.00	857,919.28	853,961.00	841,149.89	(12,811.11)
09478PAA6	MUNICIPAL	City of Bloomington, MN 3.000 08/01/23	4,143,191.60	0.00	0.00	1,054.74	0.00	4,144,246.34	4,154,897.00	4,150,734.97	(4,162.03)
249739VR1	MUNICIPAL	City of Derby, CT 2.150 08/01/23	790,000.00	0.00	0.00	0.00	0.00	790,000.00	806,582.10	790,210.06	(16,372.04)
249002LC8	MUNICIPAL	Denton ISD, TX 1.250 08/15/23	0.00	2,000,000.00	0.00	0.00	0.00	2,000,000.00	0.00	1,978,400.00	1,978,400.00
522210KX0	MUNICIPAL	Leavenworth Cty, KS USD 0.435 09/01/23	600,000.00	0.00	0.00	0.00	0.00	600,000.00	597,138.00	586,346.70	(10,791.30)
522218LF1	MUNICIPAL	Leavenworth Cty, KS USD 0.400 09/01/23	500,000.00	0.00	0.00	0.00	0.00	500,000.00	496,755.00	487,905.35	(8,849.65)
696560LE9	MUNICIPAL	Palm Beach Cty, FL 2.436 10/01/23	5,180,001.40	0.00	0.00	(25,633.05)	0.00	5,154,368.35	5,148,900.00	5,020,011.50	(128,888.50)
438670Q87	MUNICIPAL	Honolulu City & Cnty, HI 2.812 11/01/23	2,041,268.20	0.00	0.00	(12,368.20)	0.00	2,028,900.00	2,036,020.00	2,013,585.20	(22,434.80)
534366CS6	MUNICIPAL	West Haymarket Jt Pub Agcy, NE 3.000 12/	2,172,291.98	0.00	0.00	(5,326.04)	0.00	2,166,965.94	2,214,965.70	2,151,623.97	(63,341.73)
8648136V7	MUNICIPAL	City of Suffolk, VA 1.987 02/01/24	1,302,280.81	0.00	0.00	(269.23)	0.00	1,302,011.58	1,325,857.00	1,288,030.64	(37,826.36)
941519GL8	MUNICIPAL	Village of Waterford, WI 1.900 04/01/24	5,365,000.00	0.00	0.00	0.00	0.00	5,365,000.00	5,369,399.30	5,239,552.89	(129,846.41)

Changes in Book and Market Values (cont.)

Quarter Ended March 31, 2022

CUSIP	Security Type	Security Description	12/31/21 Book Value	Cost of Purchases	Maturities / Calls / Sales	Amortization / Accretion	Realized Gain/(Loss)	03/31/22 Book Value	12/31/21 Market Value	03/31/22 Market Value	Change in Mkt Value
General Fund											
691412NT3	MUNICIPAL	Town of Oxford, CT 1.950 08/01/24	1,385,000.00	0.00	0.00	0.00	0.00	1,385,000.00	1,380,748.05	1,334,048.07	(46,699.98)
3136G4M75	AGCY CALL	FNMA 0.520 08/18/25	25,000,000.00	0.00	0.00	0.00	0.00	25,000,000.00	24,460,527.50	23,373,465.00	(1,087,062.50)
3133EL4W1	AGCY CALL	FFCB 0.610 08/25/25	24,976,982.00	0.00	0.00	1,559.50	0.00	24,978,541.50	24,474,392.50	23,297,795.00	(1,176,597.50)
Total for General Fund			530,698,869.69	182,989,954.53	(83,147,192.84)	(378,510.91)	0.00	630,163,120.47	529,722,889.87	625,690,566.29	95,967,676.42
Promotion & Development Fund 74											
BBT-PTHOU	BANK DEP	Truist	3,524,711.98	1,159,130.83	(386,240.03)	0.00	0.00	4,297,602.78	3,524,711.98	4,297,602.78	772,890.80
Total for Promotion & Development Fund 74			3,524,711.98	1,159,130.83	(386,240.03)	0.00	0.00	4,297,602.78	3,524,711.98	4,297,602.78	772,890.80
Series 2021 Bond Debt Svc Fund											
BBT-PTHOU	BANK DEP	Truist	5,000.01	4,597,080.21	(272.67)	0.00	0.00	4,601,807.55	5,000.01	4,601,807.55	4,596,807.54
LOGIC	LGIP	LOGIC	1,677,317.60	3,365,040.21	(2,913,872.16)	0.00	0.00	2,128,485.65	1,677,317.60	2,128,485.65	451,168.05
Total for Series 2021 Bond Debt Svc Fund			1,682,317.61	7,962,120.42	(2,914,144.83)	0.00	0.00	6,730,293.20	1,682,317.61	6,730,293.20	5,047,975.59
Series 2021 Project Fund											
BBT-PTHOU	BANK DEP	Truist	9,979.01	0.00	(4,970.53)	0.00	0.00	5,008.48	9,979.01	5,008.48	(4,970.53)
JPM-PHA	BANK DEP	JPM Chase Bk	0.00	6,000.00	0.00	0.00	0.00	6,000.00	0.00	6,000.00	6,000.00
LOGIC	LGIP	LOGIC	133,996,863.12	9,960.08	(96,213,196.96)	0.00	0.00	37,793,626.24	133,996,863.12	37,793,626.24	(96,203,236.88)
TEXPRIME	LGIP	TexPool Prime	133,007,866.02	11,020.53	(95,224,042.41)	0.00	0.00	37,794,844.14	133,007,866.02	37,794,844.14	(95,213,021.88)
TXCLASS	LGIP	Texas CLASS	133,005,924.07	10,902.37	(95,024,521.73)	0.00	0.00	37,992,304.71	133,005,924.07	37,992,304.71	(95,013,619.36)
912796W39	TREAS BILL	U.S. Treasury 0.000 06/28/22	0.00	49,926,666.67	0.00	14,666.83	0.00	49,941,333.50	0.00	49,936,690.00	49,936,690.00
91282CAN1	TREAS NOTE	U.S. Treasury 0.125 09/30/22	0.00	49,826,000.00	0.00	18,824.50	0.00	49,844,824.50	0.00	49,771,485.00	49,771,485.00
91282CAX9	TREAS NOTE	U.S. Treasury 0.125 11/30/22	0.00	49,710,937.50	0.00	24,036.00	0.00	49,734,973.50	0.00	49,603,515.00	49,603,515.00
912828P38	TREAS NOTE	U.S. Treasury 1.750 01/31/23	0.00	50,292,968.75	0.00	(19,821.75)	0.00	50,273,147.00	0.00	50,085,940.00	50,085,940.00
912828Q29	TREAS NOTE	U.S. Treasury 1.500 03/31/23	0.00	50,156,250.00	0.00	(8,766.00)	0.00	50,147,484.00	0.00	49,882,815.00	49,882,815.00
Total for Series 2021 Project Fund			400,020,632.22	249,950,705.90	(286,466,731.63)	28,939.58	0.00	363,533,546.07	400,020,632.22	362,872,228.57	(37,148,403.65)

Changes in Book and Market Values (cont.)

Quarter Ended March 31, 2022

CUSIP	Security Type	Security Description	12/31/21 Book Value	Cost of Purchases	Maturities / Calls / Sales	Amortization / Accretion	Realized Gain/(Loss)	03/31/22 Book Value	12/31/21 Market Value	03/31/22 Market Value	Change in Mkt Value
<hr/>											
Total for Port of Houston Authority			949,552,114.27	482,600,015.89	(383,471,584.43)	(349,571.33)	0.00	1,048,330,974.40	948,576,134.45	1,043,197,102.72	94,620,968.27

Investment Income

Quarter Ended March 31, 2022

CUSIP	Security Type	Security Description	Beg. Accrued	Interest Earned	Interest Rec'd / Sold / Matured	Interest Purchased	Ending Accrued	Disc Accr / Prem Amort	Net Income
Debt Service Fund									
BBT-PTHOU	BANK DEP	BB&T	0.00	77.47	77.47	0.00	0.00	0.00	77.47
LOGIC	LGIP	LOGIC	0.00	13,416.52	13,416.52	0.00	0.00	0.00	13,416.52
Total for Debt Service Fund			0.00	13,493.99	13,493.99	0.00	0.00	0.00	13,493.99
General Fund									
BBT-PTHOU	BANK DEP	BB&T	0.00	3,144.29	3,144.29	0.00	0.00	0.00	3,144.29
LOGIC	LGIP	LOGIC	0.00	28,018.68	28,018.68	0.00	0.00	0.00	28,018.68
TEXPRIME	LGIP	TexPool Prime	0.00	31,486.48	31,486.48	0.00	0.00	0.00	31,486.48
TEXSTAR	LGIP	TexSTAR	0.00	10.79	10.79	0.00	0.00	0.00	10.79
TXCLASS	LGIP	Texas CLASS	0.00	34,850.92	34,850.92	0.00	0.00	0.00	34,850.92
091096NS2	MUNICIPAL	Birmingham, AL Wtr Wrks Board 0.207 01/01/22	879.75	0.00	879.75	0.00	0.00	0.00	0.00
20772KAD1	MUNICIPAL	State of CT 2.840 01/15/22	95,663.04	8,067.96	103,731.00	0.00	0.00	1,505.02	9,572.98
130583JL2	MUNICIPAL	California Sch Cash Res Prog 0.250 01/31/22	28,333.33	3,125.00	31,458.33	0.00	0.00	0.00	3,125.00
086365VC4	MUNICIPAL	City of Bessemer, AL 0.475 02/01/22	108.85	217.71	326.56	0.00	0.00	0.00	217.71
860248D34	MUNICIPAL	City of Stevens Point, WI 2.000 02/01/22	4,317.78	4,466.66	8,784.44	0.00	0.00	(4,113.13)	353.53
882669CL6	MUNICIPAL	TX Pub Fin Auth 2.000 02/01/22	40,208.33	8,041.67	48,250.00	0.00	0.00	(7,262.45)	779.22
358776DH2	MUNICIPAL	City of Frisco, TX 2.650 02/15/22	27,880.94	9,020.31	36,901.25	0.00	0.00	(8,262.32)	757.99
487694TY7	MUNICIPAL	Keller ISD, TX 0.000 02/15/22	0.00	0.00	0.00	0.00	0.00	215.52	215.52
528815KN2	MUNICIPAL	City of Lewisville, AL 0.430 02/15/22	203.06	525.55	728.61	0.00	0.00	0.00	525.55
489819AX0	MUNICIPAL	City of Kenosha, WI 2.000 03/01/22	9,233.33	4,616.67	13,850.00	0.00	0.00	(4,102.74)	513.93
021087YC9	MUNICIPAL	Alpine School District, UT 0.250 03/15/22	674.44	3,119.31	3,793.75	0.00	0.00	0.00	3,119.31
10623AAY9	MUNICIPAL	Brazos, TX Higher Edu Student Loan 1.789 04/01/22	3,086.03	3,086.02	0.00	0.00	6,172.05	(2,736.96)	349.06
13063DAD0	MUNICIPAL	State of CA 2.367 04/01/22	9,468.00	9,468.00	0.00	0.00	18,936.00	(8,415.55)	1,052.45
313385VG8	AGCY DISCO	FHLB 0.000 04/08/22	0.00	0.00	0.00	0.00	0.00	3,130.58	3,130.58
80285QDR8	CP - DISC	Santander UK PLC 0.000 04/25/22	0.00	0.00	0.00	0.00	0.00	15,000.00	15,000.00
13066YTZ2	MUNICIPAL	California State Dept Wtr Pwr Supply 2.000 05/01/22	8,333.33	12,500.00	0.00	0.00	20,833.33	(11,455.00)	1,045.00
182252UH7	MUNICIPAL	Clarkston, MI Cmty Sch 2.750 05/01/22	6,875.00	10,312.50	0.00	0.00	17,187.50	(9,548.59)	763.91
185630A83	MUNICIPAL	Clemson Univ 3.000 05/01/22	2,694.58	8,362.50	0.00	0.00	11,057.08	(7,573.08)	789.42
681669EN3	MUNICIPAL	Omaha-Douglas Bldg Comm 1.799 05/01/22	3,702.94	5,554.41	0.00	0.00	9,257.35	0.00	5,554.41
313385WT9	AGCY DISCO	FHLB 0.000 05/13/22	0.00	0.00	0.00	0.00	0.00	4,627.74	4,627.74
414009NN6	MUNICIPAL	Harris County Cultural EDU 2.102 05/15/22	2,148.71	4,204.00	0.00	0.00	6,352.71	(3,677.47)	526.53
88213ANL5	MUNICIPAL	Texas A&M Univ 2.886 05/15/22	3,687.67	7,215.00	0.00	0.00	10,902.67	(6,758.71)	456.29
91412HFJ7	MUNICIPAL	Univ of CA 0.455 05/15/22	290.69	568.75	0.00	0.00	859.44	(229.24)	339.51

Investment Income (cont.)

Quarter Ended March 31, 2022

CUSIP	Security Type	Security Description	Beg. Accrued	Interest Earned	Interest Rec'd / Sold / Matured	Interest Purchased	Ending Accrued	Disc Accr / Prem Amort	Net Income
General Fund									
161037L53	MUNICIPAL	City of Charlotte, NC 2.771 06/01/22	0.00	14,588.16	0.00	(16,123.76)	30,711.92	(12,764.58)	1,823.58
236092JL7	MUNICIPAL	Dane County, WI 0.150 06/01/22	456.90	451.87	0.00	0.00	908.77	0.00	451.87
736679KX8	MUNICIPAL	City of Portland, OR 7.701 06/01/22	45,018.76	135,056.29	0.00	0.00	180,075.05	(131,236.34)	3,819.95
05970UFF0	CP - DISC	Banco Santander SA/NY 0.000 06/15/22	0.00	0.00	0.00	0.00	0.00	6,750.00	6,750.00
70869PMM6	MUNICIPAL	Pennsylvania State Econ Development 0.293 06/15/22	0.00	2,778.86	0.00	(2,388.85)	5,167.71	547.31	3,326.17
179162KE1	MUNICIPAL	Clackamas County, OR School District 0.211 06/30/22	2.93	263.75	0.00	0.00	266.68	0.00	263.75
68583RCW0	MUNICIPAL	Oregon Cmnty Clg Dist 0.199 06/30/22	4.15	373.12	0.00	0.00	377.27	0.00	373.12
516391DE6	MUNICIPAL	Lansing, MI Board of Water 1.952 07/01/22	9,760.00	4,880.00	9,760.00	0.00	4,880.00	(4,169.86)	710.14
57562SAT5	MUNICIPAL	Massachusetts Clean Energy Coop 0.576 07/01/22	252.00	756.00	252.00	0.00	756.00	0.00	756.00
592112TY2	MUNICIPAL	Nashville, TN 0.171 07/01/22	3,420.00	1,710.00	3,420.00	0.00	1,710.00	0.00	1,710.00
38150UGB1	CP - DISC	Goldman Sachs 0.000 07/11/22	0.00	0.00	0.00	0.00	0.00	7,125.00	7,125.00
06743VGC8	CP - DISC	Barclays Capital 0.000 07/12/22	0.00	0.00	0.00	0.00	0.00	7,500.00	7,500.00
249739VQ3	MUNICIPAL	City of Derby, CT 2.100 08/01/22	9,712.50	5,827.50	11,655.00	0.00	3,885.00	0.00	5,827.50
691412NR7	MUNICIPAL	Town of Oxford, CT 1.850 08/01/22	8,016.67	4,810.00	9,620.00	0.00	3,206.67	0.00	4,810.00
9412473D8	MUNICIPAL	City of Waterbury, CT 3.173 08/01/22	11,898.75	7,139.25	14,278.50	0.00	4,759.50	(6,770.38)	368.87
83369CHA5	CP - DISC	Societe Generale 0.000 08/10/22	0.00	0.00	0.00	0.00	0.00	14,183.30	14,183.30
041796XH1	MUNICIPAL	City of Arlington, TX 0.306 08/15/22	0.00	530.40	1,224.00	(1,006.40)	312.80	129.58	659.98
249002JV9	MUNICIPAL	Denton ISD, TX 5.000 08/15/22	486.11	21,875.01	11,180.56	0.00	11,180.56	(20,521.74)	1,353.27
38150UJH3	CP - DISC	Goldman Sachs 0.000 08/18/22	0.00	0.00	0.00	0.00	0.00	16,458.30	16,458.30
4898186D1	MUNICIPAL	City of Kenosha, WI 2.200 09/01/22	3,666.67	2,750.00	5,500.00	0.00	916.67	(2,481.68)	268.32
522210KW2	MUNICIPAL	Leavenworth Cty, KS USD 0.305 09/01/22	508.33	381.25	762.50	0.00	127.08	0.00	381.25
522218LE4	MUNICIPAL	Leavenworth Cty, KS USD 0.270 09/01/22	450.00	337.50	675.00	0.00	112.50	0.00	337.50
766651RV7	MUNICIPAL	Riley Cty, KS USD 0.245 09/01/22	424.67	318.50	637.00	0.00	106.17	0.00	318.50
769306BP5	MUNICIPAL	Riverside USD, CA 0.521 09/01/22	274.97	651.25	709.14	0.00	217.08	0.00	651.25
818461JY2	MUNICIPAL	Seward Cty, KS USD 0.259 09/01/22	431.67	323.75	647.50	0.00	107.92	0.00	323.75
4637778A3	MUNICIPAL	City of Irving, TX 0.418 09/15/22	92.89	522.50	0.00	0.00	615.39	0.00	522.50
23542JQL2	MUNICIPAL	Dallas Wtrwks & Swr 0.556 10/01/22	2,154.50	2,154.50	0.00	0.00	4,309.00	(1,334.30)	820.20
419792ZH2	MUNICIPAL	State of Hawaii 0.429 10/01/22	616.69	1,385.31	0.00	(2,448.88)	4,450.88	423.08	1,808.39
46256QLX2	MUNICIPAL	Iowa State Brd Regts Hosp 0.200 10/01/22	10,000.00	7,500.00	15,000.00	0.00	2,500.00	(1,471.65)	6,028.35
520626BK7	MUNICIPAL	City of Lawrenceville, GA 2.000 10/01/22	5,150.00	5,150.00	0.00	0.00	10,300.00	49.83	5,199.83
605581QG5	MUNICIPAL	State of Mississippi 0.304 10/01/22	464.44	1,900.00	0.00	0.00	2,364.44	0.00	1,900.00
8827237L7	MUNICIPAL	State of TX 2.515 10/01/22	9,116.88	9,116.87	0.00	0.00	18,233.75	(8,560.02)	556.85
882724WP8	MUNICIPAL	State of TX 0.308 10/01/22	367.89	770.00	0.00	0.00	1,137.89	0.00	770.00
882830AR3	MUNICIPAL	TX Trans Comm 0.335 10/01/22	5,360.00	5,360.00	0.00	0.00	10,720.00	(1,670.40)	3,689.60

Investment Income (cont.)

Quarter Ended March 31, 2022

CUSIP	Security Type	Security Description	Beg. Accrued	Interest Earned	Interest Rec'd / Sold / Matured	Interest Purchased	Ending Accrued	Disc Accr / Prem Amort	Net Income
General Fund									
2350367W4	MUNICIPAL	DFW Intl Airport 0.532 11/01/22	527.57	931.00	0.00	0.00	1,458.57	0.00	931.00
613357CW0	MUNICIPAL	Montgomery Cty, MD 2.000 11/01/22	3,373.33	6,600.00	0.00	0.00	9,973.33	(5,258.60)	1,341.40
64971XHY7	MUNICIPAL	NYC Transitional Fina Auth 2.520 11/01/22	49,560.00	74,340.00	0.00	0.00	123,900.00	(13,003.95)	61,336.05
79765R3U1	MUNICIPAL	San Francisco, CA Pub Utils Comm 2.619 11/01/22	8,730.00	13,095.00	0.00	0.00	21,825.00	(11,914.90)	1,180.10
63873KL70	CP - DISC	Natixis 0.000 11/07/22	0.00	0.00	0.00	0.00	0.00	18,333.30	18,333.30
052414RN1	MUNICIPAL	Austin, TX Elect Util 2.456 11/15/22	25,466.67	49,826.10	0.00	0.00	75,292.77	(45,878.32)	3,947.78
047772YZ5	MUNICIPAL	Atlanta, GA 2.939 12/01/22	979.67	2,939.00	0.00	0.00	3,918.67	(2,733.33)	205.67
476576TA1	MUNICIPAL	City of Jersey City, NJ 2.000 12/01/22	18,666.67	56,000.00	0.00	0.00	74,666.67	(45,953.71)	10,046.29
602245YT3	MUNICIPAL	Milwaukee Cty, WI 2.354 12/01/22	1,961.67	5,885.00	0.00	0.00	7,846.67	(5,245.82)	639.18
833086CW9	MUNICIPAL	Snohomish County, WA 0.250 12/01/22	447.92	1,343.75	0.00	0.00	1,791.67	0.00	1,343.75
13281NA93	MUNICIPAL	Camden Cty, NJ Improvement Authority 0.462 01/15/23	0.00	1,051.05	2,924.08	(2,897.13)	1,024.10	426.94	1,477.99
912828P38	TREAS NOTE	U.S. Treasury 1.750 01/31/23	0.00	33,356.36	0.00	(10,151.93)	43,508.29	(13,389.45)	19,966.91
086365VD2	MUNICIPAL	City of Bessemer, AL 0.675 02/01/23	140.63	843.75	421.88	0.00	562.50	0.00	843.75
097067MN9	MUNICIPAL	Boerne ISD, TX 0.426 02/01/23	976.25	585.75	1,171.50	0.00	390.50	(234.21)	351.54
566027AX6	MUNICIPAL	City of Marble Falls, TX 5.000 02/01/23	5,500.00	5,500.00	7,333.33	0.00	3,666.67	(4,737.77)	762.23
79623PEN1	MUNICIPAL	City of San Antonio, TX 0.478 02/01/23	1,991.67	1,195.00	2,390.00	0.00	796.67	(567.45)	627.55
8648136U9	MUNICIPAL	City of Suffolk, VA 1.937 02/01/23	10,048.19	6,028.92	12,057.83	0.00	4,019.28	(236.80)	5,792.12
487694TZ4	MUNICIPAL	Keller ISD, TX 0.000 02/15/23	0.00	0.00	0.00	0.00	0.00	596.98	596.98
346766WM6	MUNICIPAL	Fort Bend Cty, TX 5.000 03/01/23	16,666.67	12,500.00	25,000.00	0.00	4,166.67	(11,649.88)	850.12
094171QD0	MUNICIPAL	Township of Bloomfield, NJ 3.000 03/23/23	0.00	1,829.45	0.00	0.00	1,829.45	(1,084.22)	745.23
987864PF6	MUNICIPAL	Ypsilanti Cmnty Schools, MI 2.620 05/01/23	10,327.17	15,490.75	0.00	0.00	25,817.92	(3,382.74)	12,108.01
91412HFK4	MUNICIPAL	Univ of CA 0.628 05/15/23	2,407.33	4,710.00	0.00	0.00	7,117.33	(2,448.96)	2,261.04
497595M62	MUNICIPAL	Kirkwood Cmty Clg, IA 1.000 06/01/23	708.33	2,125.00	0.00	0.00	2,833.33	(1,694.81)	430.19
09478PAA6	MUNICIPAL	City of Bloomington, MN 3.000 08/01/23	51,875.00	31,125.00	62,250.00	0.00	20,750.00	1,054.74	32,179.74
249739VR1	MUNICIPAL	City of Derby, CT 2.150 08/01/23	7,077.08	4,246.25	8,492.50	0.00	2,830.83	0.00	4,246.25
249002LC8	MUNICIPAL	Denton ISD, TX 1.250 08/15/23	0.00	2,152.78	0.00	0.00	2,152.78	0.00	2,152.78
522210KX0	MUNICIPAL	Leavenworth Cty, KS USD 0.435 09/01/23	870.00	652.50	1,305.00	0.00	217.50	0.00	652.50
522218LF1	MUNICIPAL	Leavenworth Cty, KS USD 0.400 09/01/23	666.67	500.00	1,000.00	0.00	166.67	0.00	500.00
696560LE9	MUNICIPAL	Palm Beach Cty, FL 2.436 10/01/23	30,450.00	30,450.00	0.00	0.00	60,900.00	(25,633.05)	4,816.95
438670Q87	MUNICIPAL	Honolulu City & Cnty, HI 2.812 11/01/23	9,373.33	14,060.00	0.00	0.00	23,433.33	(12,368.20)	1,691.80
534366CS6	MUNICIPAL	West Haymarket Jt Pub Agcy, NE 3.000 12/15/23	2,840.00	15,975.00	0.00	0.00	18,815.00	(5,326.04)	10,648.96
8648136V7	MUNICIPAL	City of Suffolk, VA 1.987 02/01/24	10,762.92	6,457.75	12,915.50	0.00	4,305.17	(269.23)	6,188.52
941519GL8	MUNICIPAL	Village of Waterford, WI 1.900 04/01/24	25,483.75	25,483.75	0.00	0.00	50,967.50	0.00	25,483.75
691412NT3	MUNICIPAL	Town of Oxford, CT 1.950 08/01/24	11,253.13	6,751.87	13,503.75	0.00	4,501.25	0.00	6,751.87

Investment Income (cont.)

Quarter Ended March 31, 2022

CUSIP	Security Type	Security Description	Beg. Accrued	Interest Earned	Interest Rec'd / Sold / Matured	Interest Purchased	Ending Accrued	Disc Accr / Prem Amort	Net Income
General Fund									
3136G4M75	AGCY CALL	FNMA 0.520 08/18/25	48,027.78	32,500.00	65,000.00	0.00	15,527.78	0.00	32,500.00
3133EL4W1	AGCY CALL	FFCB 0.610 08/25/25	53,375.00	38,125.00	76,250.00	0.00	15,250.00	1,559.50	39,684.50
Total for General Fund			786,432.57	944,300.60	723,551.42	(35,016.95)	1,042,198.70	(378,510.91)	565,789.69
Promotion & Development Fund 74									
BBT-PTHOU	BANK DEP	BB&T	0.00	427.88	427.88	0.00	0.00	0.00	427.88
Total for Promotion & Development Fund 74			0.00	427.88	427.88	0.00	0.00	0.00	427.88
Series 2021 Bond Debt Srvc Fund									
BBT-PTHOU	BANK DEP	BB&T	0.00	1.84	1.84	0.00	0.00	0.00	1.84
LOGIC	LGIP	LOGIC	0.00	1,470.82	1,470.82	0.00	0.00	0.00	1,470.82
Total for Series 2021 Bond Debt Srvc Fund			0.00	1,472.66	1,472.66	0.00	0.00	0.00	1,472.66
Series 2021 Project Fund									
BBT-PTHOU	BANK DEP	BB&T	0.00	0.18	0.18	0.00	0.00	0.00	0.18
LOGIC	LGIP	LOGIC	0.00	30,935.23	30,935.23	0.00	0.00	0.00	30,935.23
TEXPRIME	LGIP	TexPool Prime	0.00	33,691.84	33,691.84	0.00	0.00	0.00	33,691.84
TXCLASS	LGIP	Texas CLASS	0.00	36,751.11	36,751.11	0.00	0.00	0.00	36,751.11
912796W39	TREAS BILL	U.S. Treasury 0.000 06/28/22	0.00	0.00	0.00	0.00	0.00	14,666.83	14,666.83
91282CAN1	TREAS NOTE	U.S. Treasury 0.125 09/30/22	0.00	3,776.54	31,250.00	(27,644.23)	170.77	18,824.50	22,601.04
91282CAX9	TREAS NOTE	U.S. Treasury 0.125 11/30/22	0.00	3,777.47	0.00	(17,170.33)	20,947.80	24,036.00	27,813.47
912828P38	TREAS NOTE	U.S. Treasury 1.750 01/31/23	0.00	53,176.79	0.00	(91,850.83)	145,027.62	(19,821.75)	33,355.04
912828Q29	TREAS NOTE	U.S. Treasury 1.500 03/31/23	0.00	45,318.41	375,000.00	(331,730.77)	2,049.18	(8,766.00)	36,552.41
Total for Series 2021 Project Fund			0.00	207,427.57	507,628.36	(468,396.16)	168,195.37	28,939.58	236,367.15
Total for Port of Houston Authority			786,432.57	1,167,122.70	1,246,574.31	(503,413.11)	1,210,394.07	(349,571.33)	817,551.37

Compliance

Requirement

4.6 Maturity

- Weighted average maturity excluding construction, debt service and bond reserve funds ≤ 2 years
- Bond reserve funds \leq maturity date of the bonds
- Operating funds ≤ 5 years, Debt service funds ≤ 1 year, and Construction funds ≤ 5 years

4.7 Diversification

- Avoid undue concentration of assets by staggering maturities
- Select maturities to provide stability of income and reasonable liquidity

Actual Performance

4.6 Maturity

- Compliant (weighted average maturity of 175 days)
- Compliant (no investments in bond reserve funds currently)
- Compliant (operating and construction funds mature in less than 5 years; debt service funds invested in overnight bank deposits and investment pools)

4.7 Diversification

- Compliant (maturities through 8/2025, with some call dates through 8/2022)
- Compliant (\$438 million in overnight bank deposits and investment pools, and \$120 million in CP maturing within 270 days)

Compliance (cont.)

Requirement

4.7 Diversification Limitations

- No more than 40% of the portfolio (excluding major capex, debt service, bond reserve and capitalized interest) invested beyond 24 months
- Average maturity of portfolio shall not exceed two years
- Maximum 25% of portfolio invested in time deposits of a single issuer
- Maximum 20% of portfolio invested in a single municipal or Commercial Paper issuer
- Maximum 30% of portfolio invested in a single Federal agency issuer

Actual Performance

4.7 Diversification Limitations

- Compliant (5% of the portfolio is invested beyond 24 months)
- Compliant (weighted average maturity of 175 days)
- Compliant (there are no investments in time deposits or CD's presently)
- Compliant (highest concentration for any single municipal or CP issuer is currently 4% of the portfolio)
- Compliant (highest concentration for any single Federal agency issuer is 2% of the portfolio)

Glossary

Funds

Bond Reserve Fund	A restricted fund where monies are set aside to meet covenants under revenue bond indentures, and the total amount is typically equivalent to the one year average of principal and interest due on all outstanding revenue bonds.
Construction Fund	A restricted fund where proceeds of bond issuances are designated for construction projects, and which may be invested in longer-dated maturities structured to meet the timing of the construction projects.
Debt Service Fund	Also referred to as an Interest and Redemption (“I&R”) Fund, as monies in this fund are used solely to cover principal and interest payments due on our outstanding General Obligations ad valorem tax bonds. Monies are received from the Harris County Tax Assessor-Collector representing ad valorem taxes levied and collected annually from Harris County taxpayers, net of collection fees.
General Fund	An unrestricted fund.
General Obligations Fund	Another term for a Construction Fund which is funded from proceeds of General Obligation bond issuances.
Operating Fund	A highly liquid General Fund used to meet current spending needs.
P & D Fund #74	The Promotion and Development Fund was created by action of the Port Commission in accordance with Section 60.201 of the Texas Water Code, and is maintained pursuant to Section 5007.219 of the Texas Special District Local Laws Code. A navigation district may set aside up to 5% of gross income from operations to pay expenses connected with (1) any activity or matter incidental to the advertising, development, or promotion of the district or its ports, waterways, harbors or terminals; (2) furthering the general welfare of the district and its facilities; and/or (3) the betterment of the district's relations with steamship and rail lines, shippers, governmental officials, or others interested in ports, waterways, harbors or terminals. The P&D Fund has been audited by the State Auditor’s Office in the past and found to be in compliance with the statutes. On an ongoing basis, Port Houston’s Internal Audit department monitors the P&D Fund for compliance with statutory and internal policy requirements.

Glossary

Funds (Continued)

Series 2021 Fund	A construction fund for Project 11, funded through the November 2021 issuance of revenue bonds.
Series 2021 Debt Service Fund	Also referred to as an Interest and Redemption (“I&R”) Fund, as monies in this fund are used solely to cover principal and interest payments due on our outstanding Revenue Bonds. Monies are received from the operating revenues of the Port of Houston.

Terms

Basis Points	One basis point is equal to 0.01% per annum. One hundred basis points is the equivalent of 1.00% per annum.
Book Value	The cost basis of an investment, plus or minus any discount or premium paid.
Bullet Maturity	An investment with no (further) calls or put options prior to the final maturity date.
Call or Call Option	An instrument which may be “called” (i.e., redeemed) at the option of the issuer.
Coupon Rate	The interest rate specified in the debt instrument.
Discount	The difference between the par value of an investment and the price at which it is issued, when issued at a price below par.
Effective Maturity	The date used in place of the final stated maturity date of a security issued with call, put or prepayment features. Effective maturity takes into consideration the effect of such optional call, put or prepayment dates relative to the prevailing interest rate environment. For example, during periods of declining interest rates, bonds with call features tend to have shorter lifespans as the issuers have opportunity to refinance those bonds at lower rates.

Glossary

Terms (Continued)

Effective Rate	Another term for Yield.
Face Value	Another term for Par Value.
In the Money	For a callable security, when the market price is greater than the call price, it is referred to as “in the money”, indicating that the holder of the security should be able to sell the security at a premium (i.e., profit) as it is worth more than comparable securities or investments available at that time.
Market Price or Market Value	The price a willing buyer is willing to pay for an instrument.
Muni or Municipal	A debt security (bond or note) issued by a State, local government, political subdivision or municipality.
Par Value	The face amount or principal amount of an investment which the borrower agrees to repay at maturity and the amount on which interest payments are based. Par is often shown as a price of 100.00.
Premium	The difference between the par value of an investment and the price at which it is issued, when issued at a price above par.
Put or Put Option	An instrument which may be “put” back to the issuer (i.e., redeemed) at the option of the holder.
Stated Rate	Another term for Coupon Rate.
Step Up or Step Note	Investments which offer one or more increases in the Coupon Rate if the instruments are not called by specific date(s).
Swap Transaction	Exchanging one security or investment for another. This may include selling a security and purchasing another security that may have similar or different features (e.g., principal amount, call features, final maturity date, etc.).
Yield, YTW, YTM	The true interest rate (i.e., total interest received divided by the cost of the investment) on an annualized basis, often expressed as “Yield to Worst (call/put date)” and “Yield to Maturity”.

Glossary

Investment Types

AGCY	Federal agency paper (may be callable, have bullet maturity and/or offer “step up” in interest rate)
AGCY CALL	Federal agency paper, callable at the agency’s option
BANK DEP	Bank deposit (generally collateralized or insured by FDIC)
BANSDA	CP notes issued by the New York Branch of Banco Santander, S.A., one of the largest global financial institutions, based in Spain
BB&T	Branch Banking and Trust Company
CMO	Collateralized Mortgage Obligations
CP	Commercial Paper
CP-DISC or DCP	Commercial Paper purchased at a discount
CTS	State bond issued by Connecticut
FAMC or Farmer Mac	Federal Agriculture Mortgage Corporation
FDIC	Federal Deposit Insurance Corporation
FFCB	Federal Farm Credit Bureau
FHLB	Federal Home Loan Bank
FHLMC or Freddie Mac	Federal Home Loan Mortgage Corporation
FNMA or Fannie Mae	Federal National Mortgage

Glossary

Investment Types (Continued)

FSN	FHLMC Step Note
GO or GOB	General Obligation Bond
JPM Chase Bank	JPMorgan Chase Bank
LGIP	A local government investment pool
LOGIC	A local government investment pool
MM or MMF	Money Market Fund
MUFG Bank Ltd. NY	CP Notes issued by MUFG Bank, Ltd, New York Branch (formerly The Bank of Tokyo-Mitsubishi UFJ, Ltd.)
Muni or Municipal	Notes, bonds and other debt obligations issued by municipalities, state and local governments
NYC TFA	Municipal bond issued by the NY City Transitional Finance Authority
Rev	Revenue bonds
SLMA or Sallie Mae	Student Loan Marketing Association
Texas CLASS	A local government investment pool
TexPool Prime	A local government investment pool
TexSTAR	A local government investment pool
USTB	U.S. Treasury Bill
USTN	U.S. Treasury Note